

Proposal for



Prepared by



10-08-2021

Job #

Goleta Union School District Multi School Playground Proposal



435-760-5103 | www.gwpark.com



Table of Contents

Cover Page	1
Table of Contents	2
Brandon Elementary.....	3-41
El Camino Elementary.....	42-61
Ellwood Elementary	62-90
Foothill Elementary and Goleta Family School	91-116
Hollister Elementary	117-141
Isla Vista Elementary.....	142-167
Kellogg Elementary.....	168-188
La Patera Elementary.....	189-208
Learning Tree Preschool	209-221
Mountain View Elementary	222-250
South Coast Montessori and Waldorf Elementary.....	251-272
Submittals	273-294

Brandon Elementary School

**Brandon Elementary School Kinder Playground- Project 104378-01-01
Goleta, CA**



**Brandon Elementary School Kinder Playground- Project 104378-01-01
Goleta, CA**




**Brandon Elementary School Kinder Playground- Project 104378-01-01
Goleta, CA**



**Brandon Elementary School Kinder Playground- Project 104378-01-01
Goleta, CA**



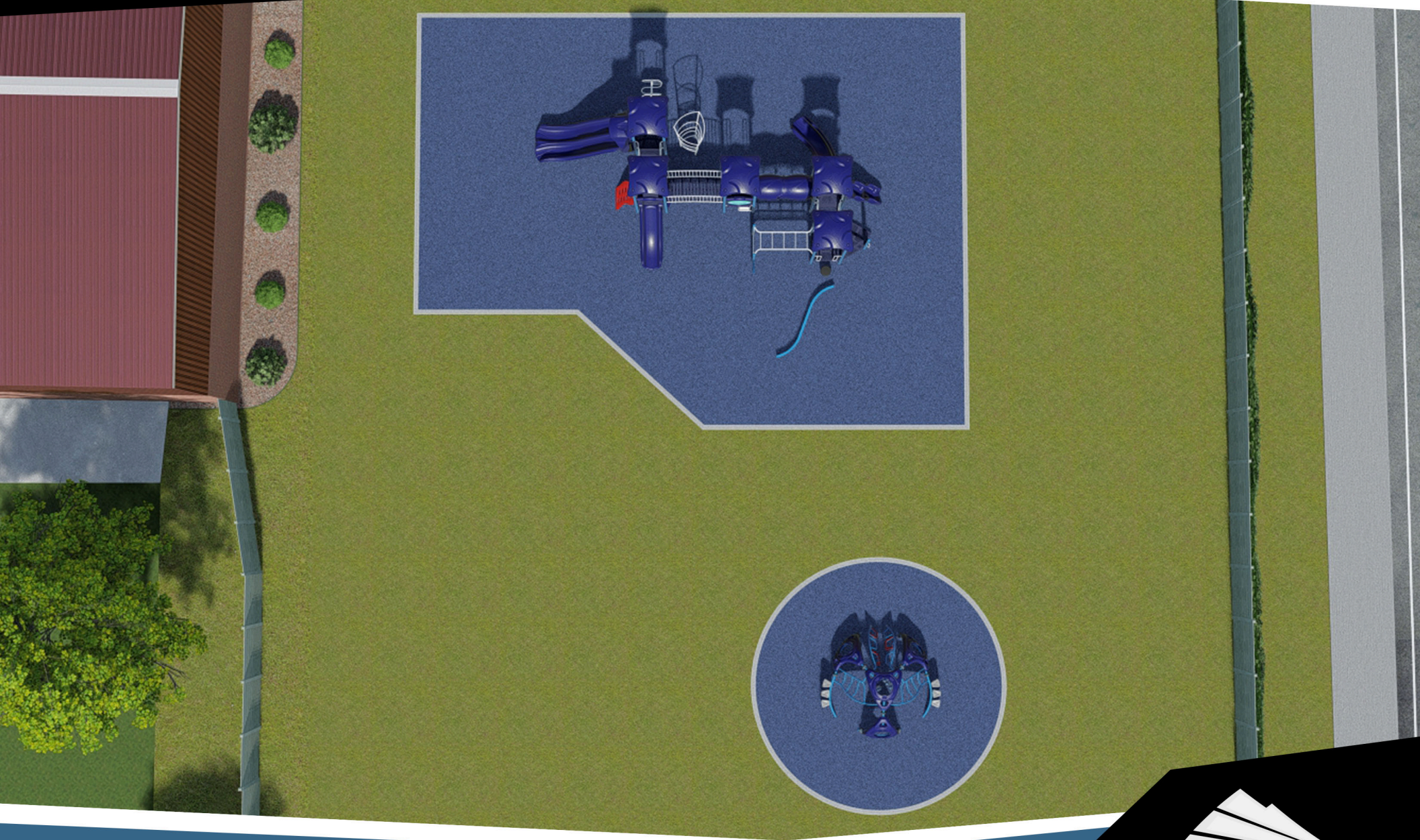
**Brandon Elementary School Kinder Playground- Project 104378-01-01
Goleta, CA**



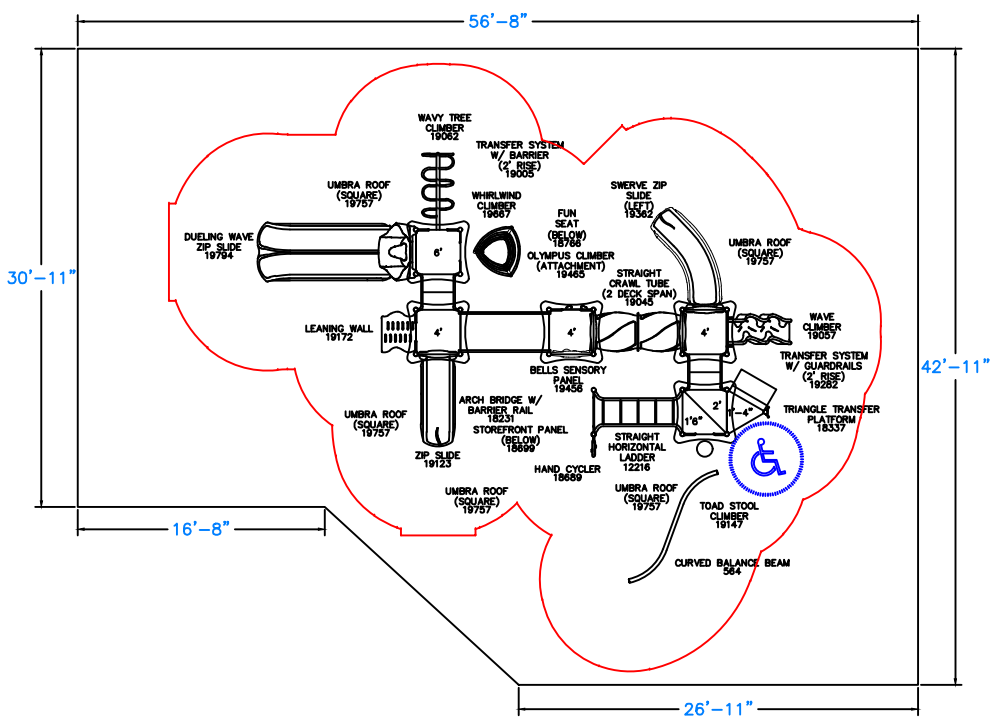
**Brandon Elementary School Kinder Playground- Project 104378-01-01
Goleta, CA**



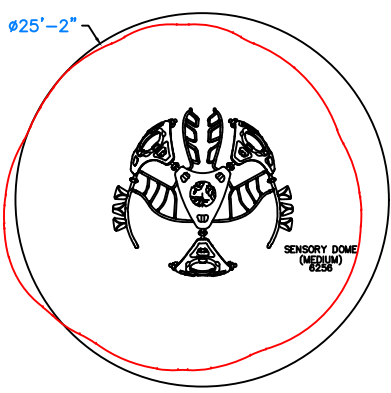
**Brandon Elementary School Kinder Playground- Project 104378-01-01
Goleta, CA**



Area:Kinder
SF:2154
LF:192



Area:Kinder Climber
SF:498
LF:79




Sales Representative
Tyler Kyriopoulos
tyler@gwpark.com
435-760-5103



150 PlayCore Drive SE
Fort Payne, AL 35967
www.gametime.com




Goleta USD
Brandon ES Kinder Area
Goleta, CA
Representative
Great Western Recreation

This Unit includes play events and routes or travel specifically designed for special needs users. It is the opinion of the manufacturer that these play events and routes of travel conform to the accessibility requirements of the ADA (Americans with Disabilities Act)

Total Elevated Play Components	13	Required	0
Total Elevated Play Components Accessible By Ramp	0	Required	0
Total Elevated Components Accessible By Transfer	13	Required	7
Total Accessible Ground Level Components Shown	4	Required	4
Total Different Types Of Ground Level Components	4	Required	3

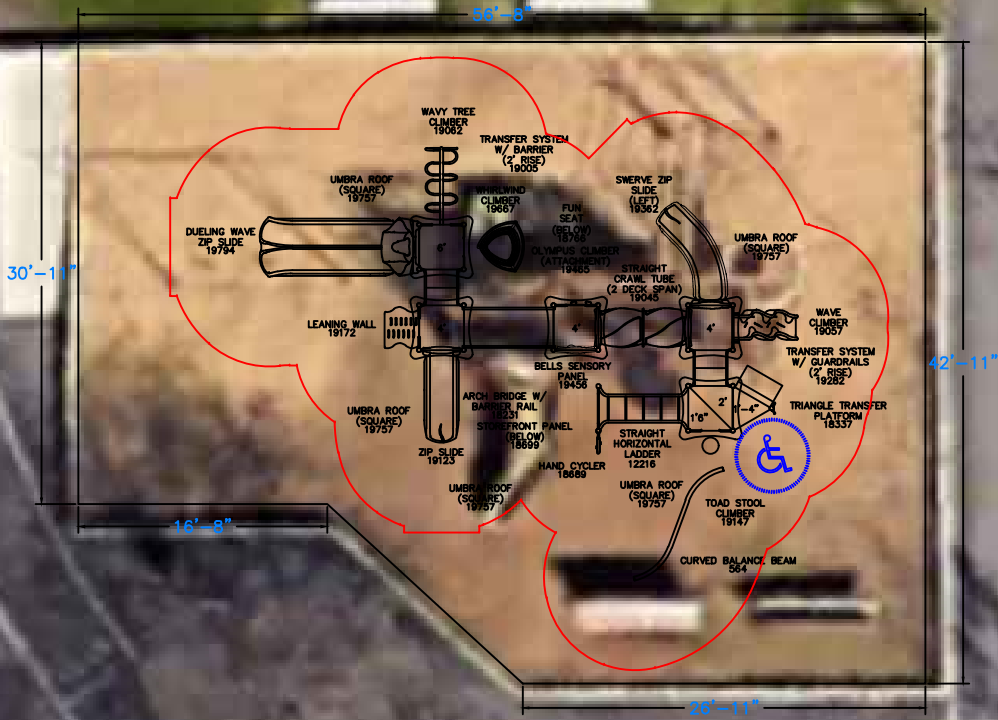
This play equipment is recommended for children ages
5 - 12

Minimum Area Required:
Scale: NA
This drawing can be scaled only when in an 18" x 24" format

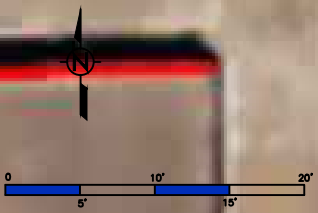

IMPORTANT: Soft resilient surfacing should be placed in the use zones of all equipment, as specified for each type of equipment, and at depths to meet the critical fall heights as specified by the U.S. consumer Product Safety Commission, ASTM standard F 1487 and Canadian Standard CAN/CSA-Z-614

Drawn By:
DP
Date:
9/2/21
Drawing Name:
104378-01-OPT1

Area:Kinder
SF:2154
LF:192



Area:Kinder Climber
SF:498
LF:79



Sales Representative
Tyler Kyriopoulos
tyler@gwpark.com
435-760-5103

GameTime
150 PlayCore Drive SE
Fort Payne, AL 35967
www.gametime.com



Goleta USD
Brandon ES Kinder Area
Goleta, CA
Representative
Great Western Recreation

This Unit includes play events and routes or travel specifically designed for special needs users. It is the opinion of the manufacturer that these play events and routes of travel conform to the accessibility requirements of the ADA (Americans with Disabilities Act)

Total Elevated Play Components	13	Required	0
Total Elevated Play Components Accessible By Ramp	0	Required	0
Total Elevated Components Accessible By Transfer	13	Required	7
Total Accessible Ground Level Components Shown	4	Required	4
Total Different Types Of Ground Level Components	4	Required	3

This play equipment is recommended for children ages
5 - 12

Minimum Area Required:
Scale: NA
This drawing can be scaled only when in an 18" x 24" format

IMPORTANT: Soft resilient surfacing should be placed in the use zones of all equipment, as specified for each type of equipment, and at depths to meet the critical fall heights as specified by the U.S. consumer Product Safety Commission, ASTM standard F 1487, and Canadian Standard CAN/CSA-Z-614

Drawn By:
DP
Date:
9/2/21
Drawing Name:
104378-01-OPT1

**Brandon Elementary School Main Playground- Project 104378-01-01
Goleta, CA**



**Brandon Elementary School Main Playground- Project 104378-01-01
Goleta, CA**



**Brandon Elementary School Main Playground- Project 104378-01-01
Goleta, CA**

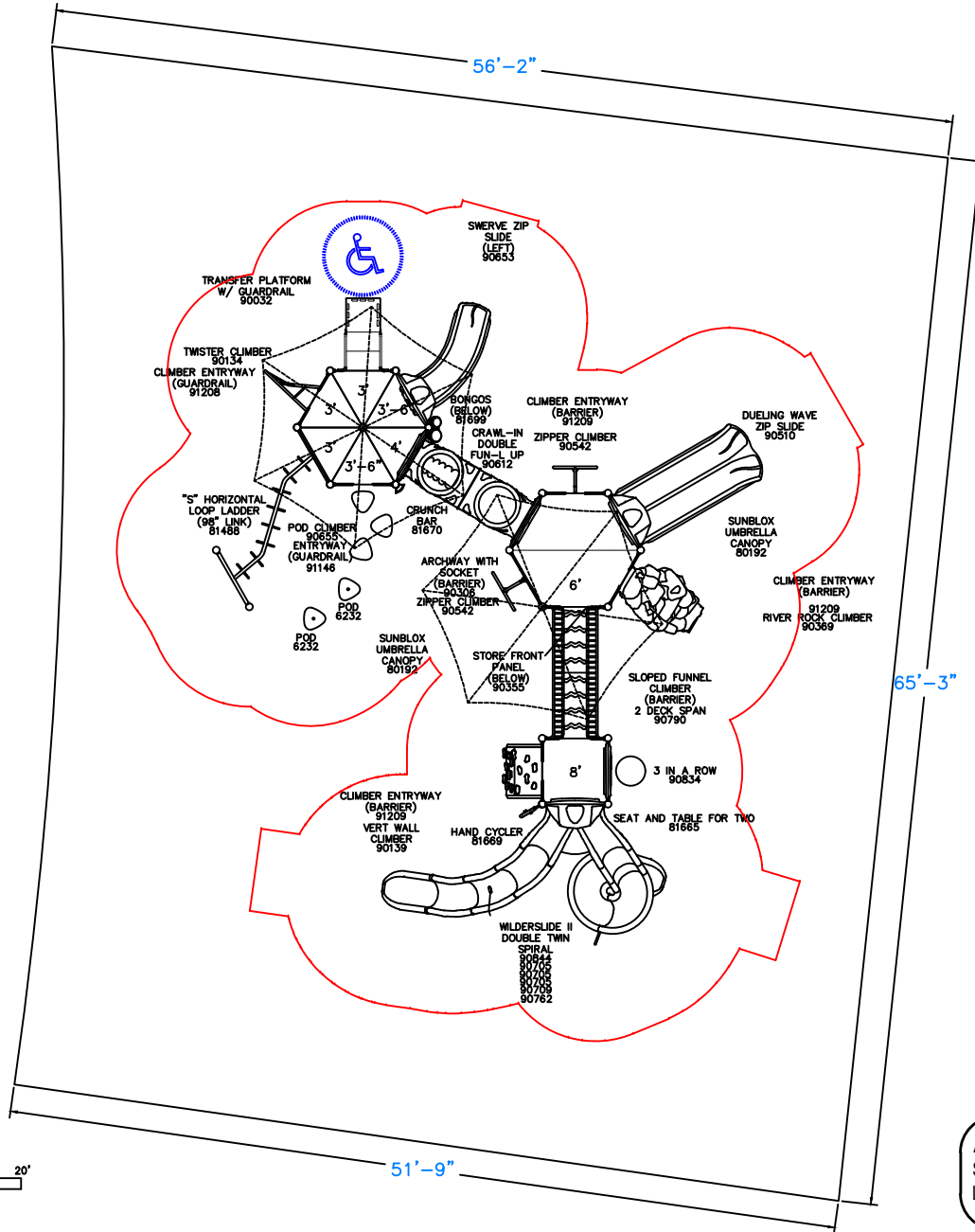


**Brandon Elementary School Main Playground- Project 104378-01-01
Goleta, CA**



**Brandon Elementary School Main Playground- Project 104378-01-01
Goleta, CA**





Area: Main
 SF: 3420
 LF: 238

 Sales Representative
 Tyler Kyriopoulos
 tyler@gwpark.com
 435-760-5103

Gametime
 A PLAYCORE COMPANY
 150 PlayCore Drive SE
 Fort Payne, AL 35967
 www.gametime.com



Goleta USD
 Brandon ES Main Playground
 Goleta, CA
 Representative
 Great Western Recreation

This Unit includes play events and routes or travel specifically designed for special needs users. It is the opinion of the manufacturer that these play events and routes of travel conform to the accessibility requirements of the ADA (Americans with Disabilities Act)


Total Elevated Play Components	13	Required	0
Total Elevated Play Components Accessible By Ramp	0	Required	0
Total Elevated Components Accessible By Transfer	13	Required	7
Total Accessible Ground Level Components Shown	6	Required	4
Total Different Types Of Ground Level Components	8	Required	3

This play equipment is recommended for children ages
 5 - 12


Minimum Area Required:
 Scale: NA
 This drawing can be scaled only when in an 18" x 24" format

IMPORTANT: Soft resilient surfacing should be placed in the use zones of all equipment, as specified for each type of equipment, and at depths to meet the critical fall heights as specified by the U.S. consumer Product Safety Commission, ASTM standard F 1487 and Canadian Standard CAN/CSA-Z-614

Drawn By: DP
 Date: 9/2/21
 Drawing Name: 104378-01-OPT 1



Area: Main
 SF: 3420
 LF: 238


 Sales Representative
 Tyler Kyriopoulos
 tyler@gwpark.com
 435-760-5103

GameTime
 PLAYCARE
 150 PlayCare Drive SE
 Fort Payne, AL 35967
 www.gametime.com



Goleta USD
 Brandon ES Main Playground
 Goleta, CA
 Representative
 Great Western Recreation

This Unit includes play events and routes or travel specifically designed for special needs users. It is the opinion of the manufacturer that these play events and routes of travel conform to the accessibility requirements of the ADA (Americans with Disabilities Act).

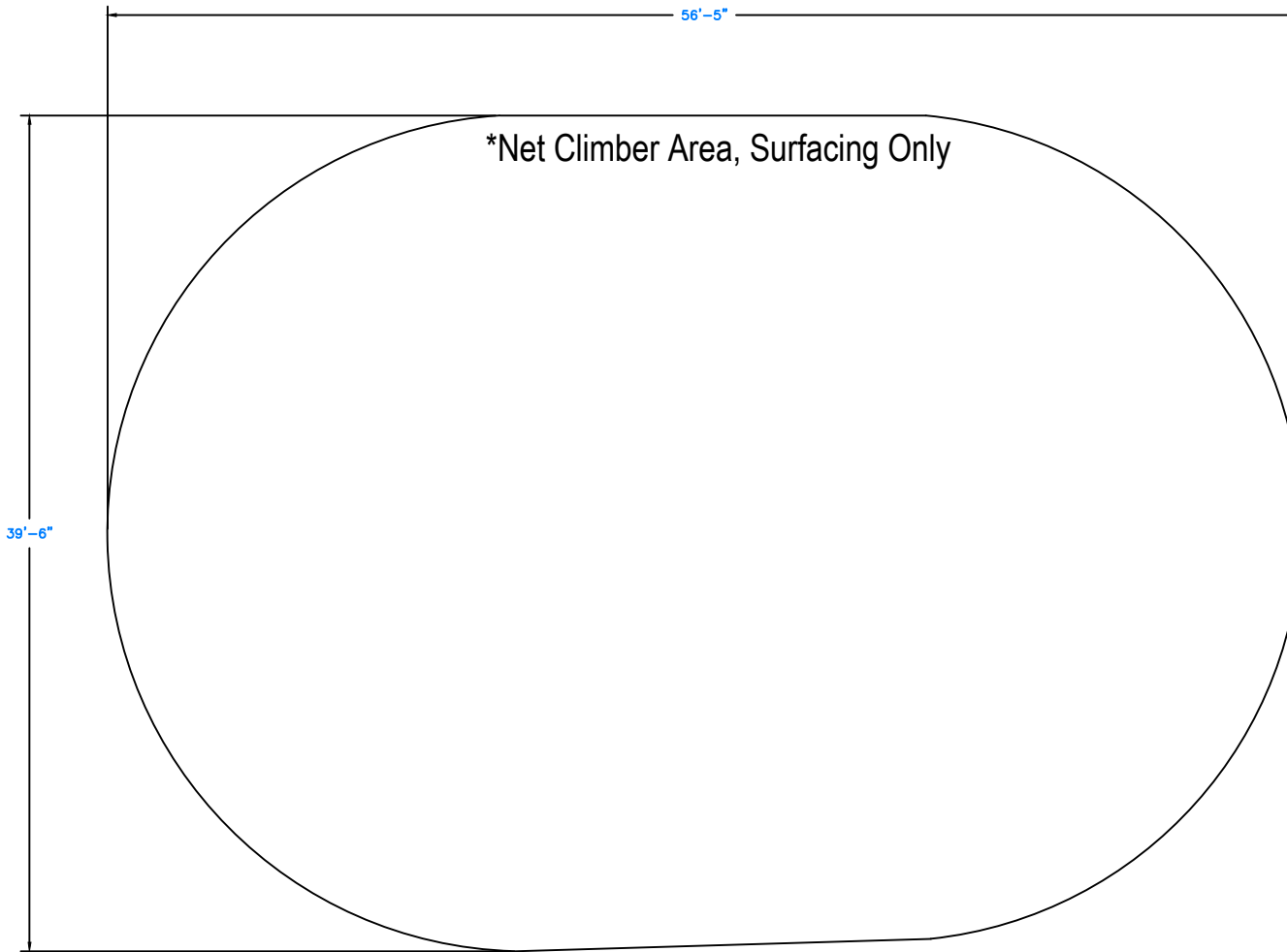
Total Elevated Play Components	13	0	0
Total Elevated Play Components Accessible By Ramp	0	Required	0
Total Elevated Components Accessible By Transfer	13	Required	7
Total Accessible Ground Level Components Shown	6	Required	4
Total Different Types Of Ground Level Components	8	Required	3

This play equipment is recommended for children ages
 5 - 12

Minimum Area Required:
 Scale: NA
 This drawing can be scaled only when in an 18" x 24" format

IMPORTANT: Soft resilient surfacing should be placed in the use zones of all equipment, as specified for each type of equipment, and at depths to meet the critical fall heights as specified by the U.S. consumer Product Safety Commission, ASTM standard F 1487 and Canadian Standard CAN/CSA Z 614.

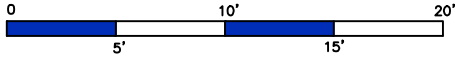
Drawn By:
 DP
 Date:
 9/2/21
 Drawing Name:
 104378-01-OPT 1



*Net Climber Area, Surfacing Only

56'-5"

39'-6"



Area: Net Area EWF SF: 1888 LF: 158		Sales Representative Tyler Kyriopoulos tyler@gwpark.com 435-760-5103
---	---	---

GameTime
A PLAYCORE COMPANY
150 PlayCore Drive SE
Fort Payne, AL 35967
www.gametime.com



Goleta USD
Brandon ES Net Climber Area
Goleta, CA
Representative
Great Western Recreation

This Unit includes play events and routes or travel specifically designed for special needs users. It is the opinion of the manufacturer that these play events and routes of travel conform to the accessibility requirements of the ADA (Americans with Disabilities Act)

Total Elevated Play Components	0	Required	0
Total Elevated Play Components Accessible By Ramp	0	Required	0
Total Elevated Components Accessible By Transfer	0	Required	0
Total Accessible Ground Level Components Shown	0	Required	0
Total Different Types Of Ground Level Components	0	Required	0

This play equipment is recommended for children ages
NA

Minimum Area Required:
Scale: NA
This drawing can be scaled only when in an 18" x 24" format

IMPORTANT: Soft resilient surfacing should be placed in the use zones of all equipment, as specified for each type of equipment, and at depths to meet the critical fall heights as specified by the U.S. consumer Product Safety Commission, ASTM standard F 1487 and Canadian Standard CAN/CSA-Z-614


Drawn By:
DP
Date:
9/2/21
Drawing Name:
104378-01-OPT 1



*Net Climber Area, Surfacing Only

39'-6"

136'-5"



Area: Net Area EWF
SF: 1888
LF: 158



Sales Representative
Tyler Kyriopoulos
tyler@gwpark.com
435-760-5103

GameTime
150 PlayCore Drive SE
Fort Payne, AL 35967
www.gametime.com



Goleta USD
Brandon ES Net Climber Area
Goleta, CA
Representative
Great Western Recreation

This Unit includes play events and routes or travel specifically designed for special needs users. It is the opinion of the manufacturer that these play events and routes of travel conform to the accessibility requirements of the ADA (Americans with Disabilities Act)

Total Elevated Play Components	0	Required	0
Total Elevated Play Components Accessible By Ramp	0	Required	0
Total Elevated Components Accessible By Transfer	0	Required	0
Total Accessible Ground Level Components Shown	0	Required	0
Total Different Types of Ground Level Components	0	Required	0

This play equipment is recommended for children ages
NA

Minimum Area Required:
Scale: NA
This drawing can be scaled only when in an 18" x 24" format

IMPORTANT: Soft resilient surfacing should be placed in the use zones of all equipment, as specified for each type of equipment, and at depths to meet the critical fall heights as specified by the U.S. consumer Product Safety Commission, ASTM standard F 1487 and Canadian Standard CAN/CSA-Z-614

Drawn By: DP
Date: 9/2/21
Drawing Name: 104378-01-OPT 1

**Brandon Elementary School Secondary Playground- Project 104378-01-01
Goleta, CA**



**Brandon Elementary School Secondary Playground- Project 104378-01-01
Goleta, CA**




**Brandon Elementary School Secondary Playground- Project 104378-01-01
Goleta, CA**

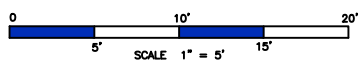
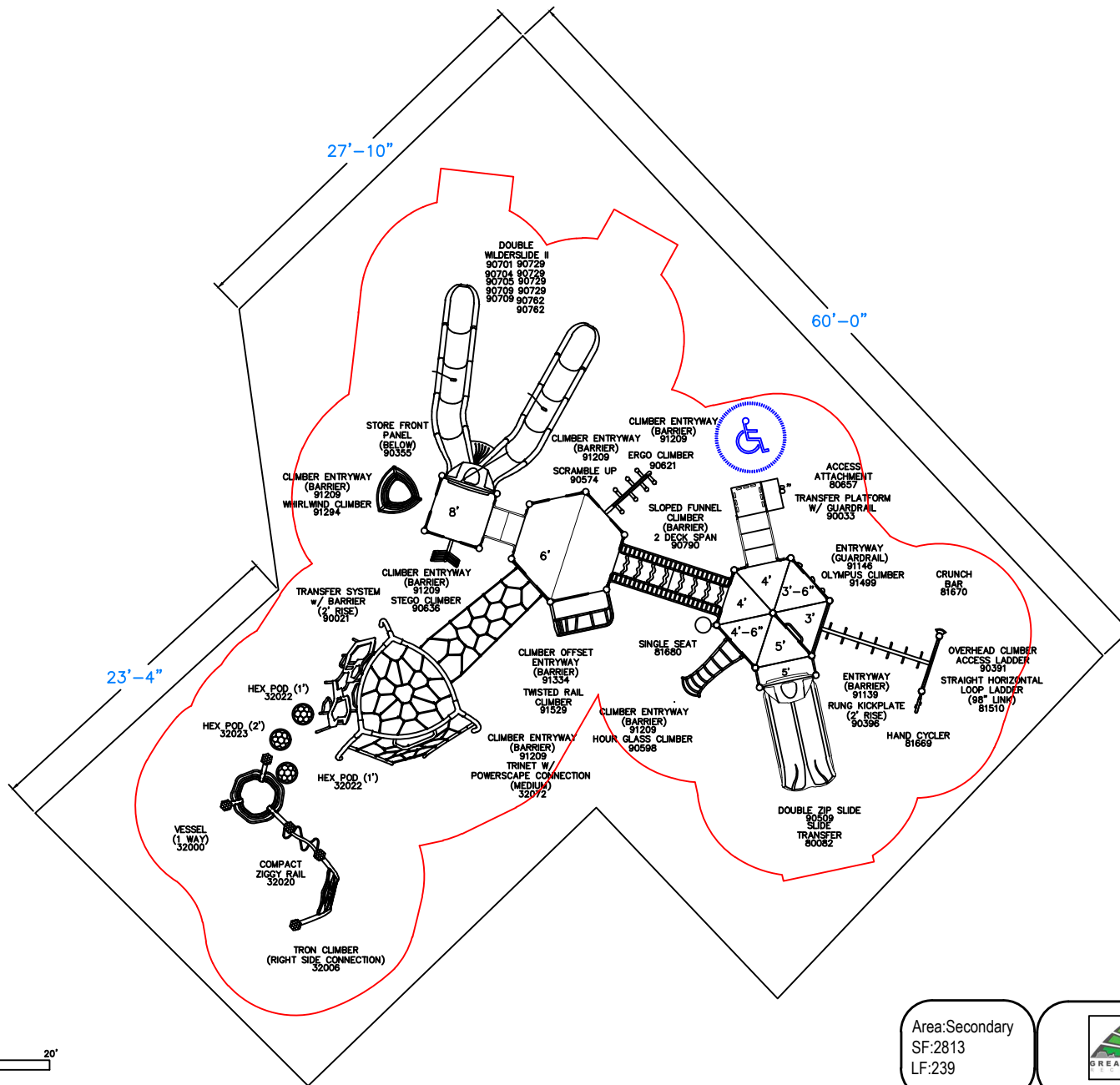


**Brandon Elementary School Secondary Playground- Project 104378-01-01
Goleta, CA**



**Brandon Elementary School Secondary Playground- Project 104378-01-01
Goleta, CA**





Area: Secondary
 SF: 2813
 LF: 239



Sales Representative
 Tyler Kyriopoulos
 tyler@gwpark.com
 435-760-5103

GameTime
 A PLAYCORE COMPANY
 150 PlayCore Drive SE
 Fort Payne, AL 35967
 www.gametime.com



Goleta USD
 Brandon ES Secondary Area
 Goleta, CA
 Representative
 Great Western Recreation

This Unit includes play events and routes or travel specifically designed for special needs users. It is the opinion of the manufacturer that these play events and routes of travel conform to the accessibility requirements of the ADA (Americans with Disabilities Act)

Total Elevated Play Components
 Total Elevated Play Components Accessible By Ramp
 Total Elevated Components Accessible By Transfer
 Total Accessible Ground Level Components Shown
 Total Different Types Of Ground Level Components

12	0	0
0	Required	0
12	Required	6
10	Required	4
7	Required	3

This play equipment is recommended for children ages
 5 - 12

Minimum Area Required:
 Scale: NA
 This drawing can be scaled only when in an 18" x 24" format

IMPORTANT: Soft resilient surfacing should be placed in the use zones of all equipment, as specified for each type of equipment, and at depths to meet the critical fall heights as specified by the U.S. consumer Product Safety Commission, ASTM standard F 1487 and Canadian Standard CAN/CSA-Z-614

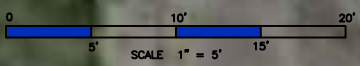
Drawn By:
 DP
 Date:
 9/2/21
 Drawing Name:
 104378-01-OPT 1



Area: Secondary
 SF: 2813
 LF: 239



Sales Representative
 Tyler Kyriopoulos
 tyler@gwpark.com
 435-760-5103



Gametime
 150 PlayCore Drive SE
 Fort Payne, AL 35967
 www.gametime.com



Goleta USD
 Brandon ES Secondary Area
 Goleta, CA
 Representative
 Great Western Recreation

This Unit includes play events and routes or travel specifically designed for special needs users. It is the opinion of the manufacturer that these play events and routes of travel conform to the accessibility requirements of the ADA (Americans with Disabilities Act)

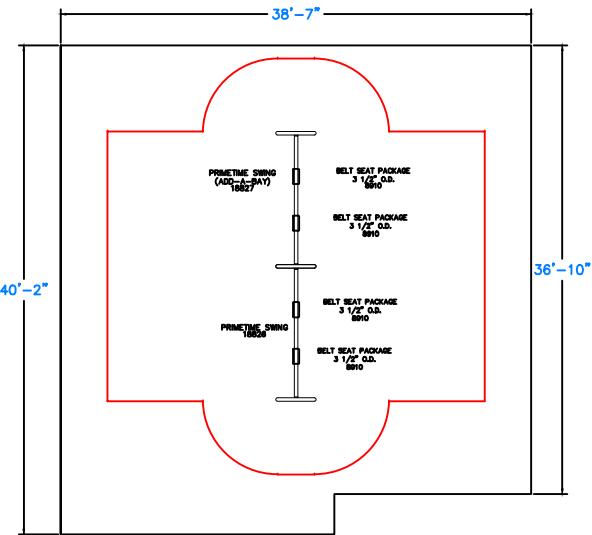
Total Elevated Play Components	12		
Total Elevated Play Components Accessible By Ramp	0	Required	0
Total Elevated Components Accessible By Transfer	12	Required	6
Total Accessible Ground Level Components Shown	10	Required	4
Total Different Types Of Ground Level Components	7	Required	3

This play equipment is recommended for children ages 5 - 12

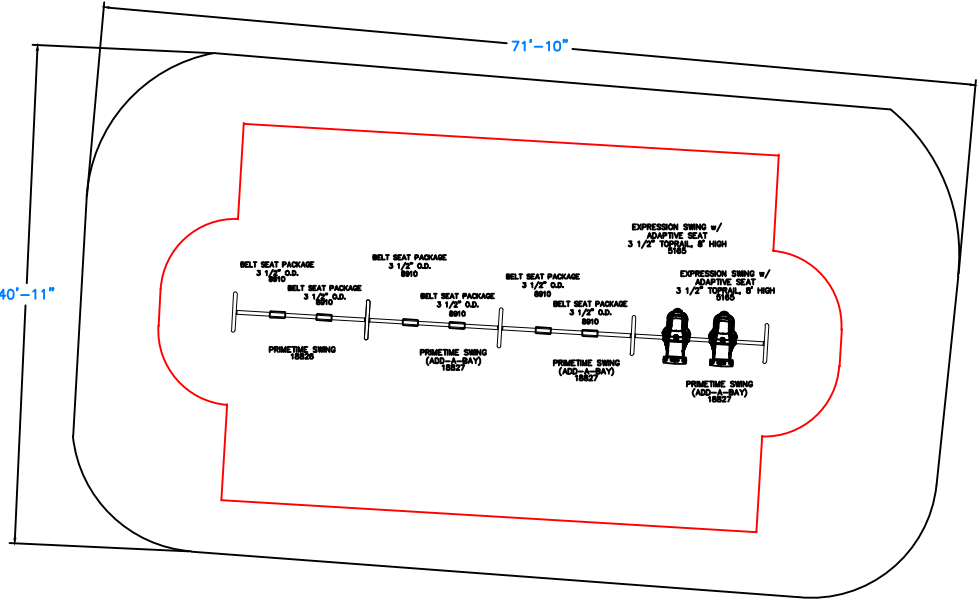
Minimum Area Required:
 Scale: NA
 This drawing can be scaled only when in an 18" x 24" format

IMPORTANT: Soft resilient surfacing should be placed in the use zones of all equipment, as specified for each type of equipment, and at depths to meet the critical fall heights as specified by the U.S. consumer Product Safety Commission, ASTM standard F 1487 and Canadian Standard CAN/CSA-Z-614

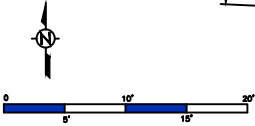
Drawn By: DP
 Date: 9/2/21
 Drawing Name: 104378-01-OPT 1



Area: Kinder Swings
SF: 1496
LF: 158



Area: Main Swings
SF: 2808
LF: 206



 Sales Representative
Tyler Kyriopoulos
tyler@gwpark.com
435-760-5103

GameTime
A PLAYCORE COMPANY
150 PlayCore Drive SE
Fort Payne, AL 35967
www.gametime.com



Goleta USD
Brandon ES Kinder and Main Swings
Goleta, CA
Representative
Great Western Recreation

This Unit includes play events and routes or travel specifically designed for special needs users. It is the opinion of the manufacturer that these play events and routes of travel conform to the accessibility requirements of the ADA (Americans with Disabilities Act)

Total Elevated Play Components	0	Required	0
Total Elevated Play Components Accessible By Ramp	0	Required	0
Total Elevated Components Accessible By Transfer	0	Required	0
Total Accessible Ground Level Components Shown	0	Required	0
Total Different Types Of Ground Level Components	0	Required	0

This play equipment is recommended for children ages
5 - 12

Minimum Area Required:
Scale: NA
This drawing can be scaled only when in an 18" x 24" format

IMPORTANT: Soft resilient surfacing should be placed in the use zones of all equipment, as specified for each type of equipment, and at depths to meet the critical fall heights as specified by the U.S. consumer Product Safety Commission, ASTM standard F 1487 and Canadian Standard CAN/CSA-Z-614

Drawn By: DP
Date: 9/2/21
Drawing Name: 104378-01-OPT 2

**Brandon Elementary School Swings- Project 104378-01-01
Goleta, CA**




**Brandon Elementary School Swings- Project 104378-01-01
Goleta, CA**



**Brandon Elementary School Swings- Project 104378-01-01
Goleta, CA**



Brandon Elementary School Swings- Project 104378-01-01
Goleta, CA



Area: Kinder Swings
SF:1496
LF:158





71'-10"

40'-11"

BELT SEAT PACKAGE
3 1/2" O.D.
8910

BELT SEAT PACKAGE
3 1/2" O.D.
8910

BELT SEAT PACKAGE
3 1/2" O.D.
8910

BELT SEAT PACKAGE
3 1/2" O.D.
8910

EXPRESSION SWING w/
ADAPTIVE SEAT
3 1/2" TOPRAIL, 6" HIGH
5185

EXPRESSION SWING w/
ADAPTIVE SEAT
3 1/2" TOPRAIL, 6" HIGH
5185

BELT SEAT PACKAGE
3 1/2" O.D.
8910

BELT SEAT PACKAGE
3 1/2" O.D.
8910

BELT SEAT PACKAGE
3 1/2" O.D.
8910



PRIMETIME SWING
18826

PRIMETIME SWING
(ADD-A-BAY)
18827

PRIMETIME SWING
(ADD-A-BAY)
18827

PRIMETIME SWING
(ADD-A-BAY)
18827

Area: Main Swings
SF: 2808
LF: 206





GameTime C/O Great Western Recreation
 P.O. Box 680121
 Fort Payne, AL 35967
 Office: 435-245-5055 Fax: 435-245-5057
 www.gwpark.com

10/07/2021
 Quote #104378-01-01

Brandon Elementary School Playgrounds

Goleta Union School District
 Attn: Shawn Dahlen
 5701 Hollister Ave
 Goleta, CA 93117
 Phone: 805-681-1200
 sdahlen@goleta.k12.ca.us

Ship to Zip 93117

Quantity	Part #	Description	Unit Price	Amount
Kinder Area				
1	RDU	GameTime - Custom 2-5 Structure- <ul style="list-style-type: none"> Reference drawing #104378-01-OPT 1 	\$46,756.00	\$46,756.00
1	INSTALL	Install - Demolition and removal of existing play equipment- Prevailing wage	\$3,775.00	\$3,775.00
2154	INSTALL	Install - Excavation and removal of roughly 2154 SF existing EWF 11" depth- Prevailing wage	\$2.99	\$6,440.46
192	INSTALL	Install - Demolition and removal of 192 LF of existing wood border and concrete ramp- Prevailing wage	\$5.32	\$1,021.44
2154	INSTALL	Install - Excavation and removal of roughly 2154 SF of soil/earth 7.5" depth- Prevailing wage	\$2.66	\$5,729.64
192	INSTALL	Install - Installation of new concrete curb 6"W x 8"D 192 LF- Prevailing wage	\$46.00	\$8,832.00
1	INSTALL	Install - Installation of new play equipment Drawing #104378-01-Opt 1- Prevailing wage	\$8,665.00	\$8,665.00
2154	INSTALL	Install - Construction of Substrate 2154 SF compacted aggregate 4" depth- Prevailing wage	\$3.33	\$7,172.82
Kinder Climber Area				
1	6256	GameTime - Sensory Dome - Medium	\$9,737.00	\$9,737.00
1	INSTALL	Install - Demolition and removal of existing climber- Prevailing wage	\$465.00	\$465.00
498	INSTALL	Install - Excavation of existing EWF 498 SF 11" depth- Prevailing wage	\$2.33	\$1,160.34
1	INSTALL	Install - Installation of new sensory dome medium- Prevailing wage	\$2,445.00	\$2,445.00
498	INSTALL	Install - Construction of Substrate 4" fill/ 4" of compacted aggregate 498 SF- Prevailing wage	\$3.99	\$1,987.02
Kinder Swing Area				
1	RDU	GameTime - Kinder Swings- <ul style="list-style-type: none"> Reference drawing #104378-01-OPT 1 	\$3,145.00	\$3,145.00
1	INSTALL	Install - Demolition and removal of existing swings- Prevailing wage	\$930.00	\$930.00
158	INSTALL	Install - Demolition of existing wood border and ADA ramp 158 LF- Prevailing wage	\$5.13	\$810.54





GameTime C/O Great Western Recreation
 P.O. Box 680121
 Fort Payne, AL 35967
 Office: 435-245-5055 Fax: 435-245-5057
 www.gwpark.com

10/07/2021
 Quote #104378-01-01

Brandon Elementary School Playgrounds

Quantity	Part #	Description	Unit Price	Amount
1496	INSTALL	Install - Excavation and removal of 1496 SF of existing EWF 11" depth- Prevailing wage	\$2.99	\$4,473.04
1496	INSTALL	Install - Excavation and removal of roughly 1496 SF of earth 7.5" depth- Prevailing wage	\$2.66	\$3,979.36
158	INSTALL	Install - Installation of new concrete curb 6"W x 8"D 158 LF- Prevailing wage	\$46.00	\$7,268.00
1	INSTALL	Install - Installation of new 2 bay swing- Prevailing wage	\$2,925.00	\$2,925.00
1496	INSTALL	Install - Construction of Substrate 1496 SF of compacted aggregate- Prevailing wage	\$3.99	\$5,969.04
Secondary Area				
1	RDU	GameTime - Custom Playground Structure- <ul style="list-style-type: none"> • Reference drawing #104378-01-OPT 1 	\$87,094.00	\$87,094.00
1	INSTALL	Install - Demolition and removal of existing playground in asphalt- Prevailing wage	\$6,324.00	\$6,324.00
2813	INSTALL	Install - Excavation of existing PIP 2813 SF 3" depth- Prevailing wage	\$2.66	\$7,482.58
2813	INSTALL	Install - Excavation of and removal of 2813 SF existing asphalt and earth 7.5" depth- Prevailing wage	\$2.66	\$7,482.58
239	INSTALL	Install - Installation of new concrete curb 6"W x 8"H 239 LF- Prevailing wage	\$46.00	\$10,994.00
1	INSTALL	Install - Installation of new play equipment Drawing #104378-01-Opt 1- Prevailing wage	\$16,665.00	\$16,665.00
2813	INSTALL	Install - Construction of Substrate 2813 SF of compacted aggregate 4" depth- Prevailing wage	\$3.99	\$11,223.87
1	INSTALL	Install - 6' high temporary fencing- Prevailing wage	\$1,995.00	\$1,995.00
Main Area				
1	RDU	GameTime - Custom 5-12 Structure- <ul style="list-style-type: none"> • Reference drawing #104378-01-OPT 1 	\$70,073.00	\$70,073.00
1	INSTALL	Install - Demolition and removal of existing play equipment- Prevailing wage	\$4,996.00	\$4,996.00
3420	INSTALL	Install - Excavation and removal of roughly 3420 SF of existing EWF 6" depth- Prevailing wage	\$2.00	\$6,840.00
1	INSTALL	Install - Installation of new play equipment Drawing #104378-01-Opt 1- Prevailing wage	\$17,645.00	\$17,645.00
3420	INSTALL	Install - Construction of Substrate 4.5" of fill/ 4" compacted aggregate- Prevailing wage	\$3.33	\$11,388.60
Swing Area				



GameTime C/O Great Western Recreation
 P.O. Box 680121
 Fort Payne, AL 35967
 Office: 435-245-5055 Fax: 435-245-5057
 www.gwpark.com

10/07/2021
 Quote #104378-01-01

Brandon Elementary School Playgrounds

Quantity	Part #	Description	Unit Price	Amount
1	RDU	GameTime - Main Area Swings-	\$9,285.00	\$9,285.00
		<ul style="list-style-type: none"> Reference drawing #104378-01-OPT 1 		
1	INSTALL	Install - Demolition of existing swings- Prevailing wage	\$1,595.00	\$1,595.00
206	INSTALL	Install - Demolition and removal of existing border and ADA concrete ramp 206 LF- Prevailing wage	\$3.99	\$821.94
2808	INSTALL	Install - Excavation and removal of roughly 2808 SF of existing EWF 12" depth- Prevailing wage	\$2.99	\$8,395.92
2808	INSTALL	Install - Excavation and removal of roughly 2808 SF earth 7.5 depth- Prevailing wage	\$2.66	\$7,469.28
206	INSTALL	Install - Installation of new concrete curb 6"W x 8"D 206 LF- Prevailing wage	\$46.00	\$9,476.00
1	INSTALL	Install - Installation of new 4 bay swing- Prevailing wage	\$4,996.00	\$4,996.00
2808	INSTALL	Install - Construction of Substrate 2808 SF of compacted aggregate 4" depth- Prevailing wage	\$2.99	\$8,395.92
13189	PIP	GT-Impax - Poured in Place Surfacing, Delivered and Installed- *List price, 372,187.14, discounted per Omnia contract* 13,189 Total Sq Ft Main = 3420 sf, 8' CFH Swings = 2808 sf, 8' CFH Kinder = 2154 sf, 8' CFH Climber = 498 sf, 6' CFH Kinder Swing = 1496 sf, 8' CFH 2nd Playground = 2813 sf, 8' CFH ALL to include 50/50 standard epdm and black - tbd Does not include any TTA pads Aromatic Binder, Prevailing Wages Based on good job access, no Design	\$23.14	\$305,193.46
Contract: OMNIA			Sub Total	\$749,518.85
			Discount	(\$51,477.18)
			Material Surcharge	\$31,599.94
			Freight	\$11,800.00
			Tax	\$15,981.49
			Total	\$757,423.10





GameTime C/O Great Western Recreation
P.O. Box 680121
Fort Payne, AL 35967
Office: 435-245-5055 Fax: 435-245-5057
www.gwpark.com

10/07/2021
Quote #104378-01-01

Brandon Elementary School Playgrounds

Comments

Your Sales Rep is Tyler Kyriopoulos. Please reach out to Tyler at 435-760-5103 if you should have any questions regarding this quote.

Pricing is subject to change. Request updated pricing when purchasing from quotes more than 30 days old.

****Material Surcharge reflects raw material price increase****

Shipping to Site Address:
195 Brandon Drive
Goleta, CA 93117

*Freight charges are based on listed zip code and are subject to change if shipping information changes.

Prevailing wage

Omnia #5348917

Remit Payment to:

GameTime
P.O. Box 680121
Fort Payne, AL 35968

Taxes:

All applicable taxes will be added at time of invoicing unless otherwise included or a tax-exempt certificate is provided. If sales tax exempt, you must provide a copy of certificate to be considered exempt.

Prices:

FOB Factory.

Orders:

All orders shall be in writing by purchase order, contract, or similar document made out to PlayCore Wisconsin Inc., dba GameTime. Standard GameTime equipment orders over \$100,000 may require a deposit of 25% at the time of order and an additional 25% at or before order ships. Standard orders with equipment, installation and surfacing are requested to be split billed. Equipment, Taxes & Freight as noted above. Installation and Surfacing billed as completed and Due Upon Receipt.

Terms:

Cash With Order Discount-(CWO)-Orders for GameTime equipment paid in full at time of order via check, Electronic Funds Transfer (ACH or wire) are eligible for a three percent (3%) cash with order discount. Credit terms are Net 30 days, subject to approval by the GameTime Credit Manager. A completed credit application must be submitted and approved prior to the order being received. Please allow at minimum 2 days for the credit review process. GameTime may also require: Completed Project Information Sheet (if applicable) Copies of Payment and Performance Bonds (if applicable) A 1.5% per month finance charge will be imposed on all past due invoices. Retainage not accepted. Orders under \$5,000 require payment with order.

DIR# 1000015526 CSLB#855664



GameTime C/O Great Western Recreation
P.O. Box 680121
Fort Payne, AL 35967
Office: 435-245-5055 Fax: 435-245-5057
www.gwpark.com

10/07/2021
Quote #104378-01-01

Brandon Elementary School Playgrounds

INSTALLATION CONDITIONS:

- **ACCESS:** Site should be clear, level and allow for unrestricted access of trucks and machinery.
- **STORAGE:** Customer is responsible for providing a secure location to off-load and store the equipment during the installation process. Once equipment has delivered to the site, the owner is responsible should theft or vandalism occur unless other arrangements are made and noted on the quotation.
- **FOOTER EXCAVATION:** Installation pricing is based on footer excavation through earth/soil only. Customer shall be responsible for unknown conditions such as buried utilities (public & private), tree stumps, rock, or any concealed materials or conditions that may result in additional labor or materials cost.
- **UTILITIES:** Owner is responsible for locating any private utilities.
- **ADDITIONAL COSTS:** Pricing is based on a single mobilization for installation unless otherwise noted. Price includes ONLY what is stated in this quotation. If additional site work or specialized equipment is required, pricing is subject to change.

ACCEPTANCE OF QUOTATION:

Acceptance of this proposal indicates your agreement to the terms and conditions stated herein.

Accepted By (printed): _____ Title: _____

Telephone: _____ Fax: _____

P.O. Number: _____ Date: _____

Purchase Amount: **\$757,423.10**

SALES TAX EXEMPTION CERTIFICATE #: _____ FEIN# _____

(PLEASE PROVIDE A COPY OF CERTIFICATE)

Salesperson's Signature Customer Signature

DIR Project # (California only) _____





GameTime C/O Great Western Recreation
P.O. Box 680121
Fort Payne, AL 35967
Office: 435-245-5055 Fax: 435-245-5057
www.gwpark.com

10/07/2021
Quote #104378-01-01

Brandon Elementary School Playgrounds

Customer Order Info:

BILLING INFORMATION:

Bill to: _____

Contact: _____

Address: _____

Address: _____

City, State: _____ Zip: _____

Tel: _____ Fax: _____

E-mail: _____

SHIPPING INFORMATION (IF DIFFERENT FROM ABOVE):

Ship to: _____

Contact: _____

Address: _____

Address: _____

City, State: _____ Zip: _____

Tel: _____ Fax: _____

E-mail: _____

El Camino Elementary School

**El Camino Elementary School Kinder Playground-Project 104353-01-Opt 1
Santa Barbara, CA**



**El Camino Elementary School Kinder Playground-Project 104353-01-Opt 1
Santa Barbara, CA**




**El Camino Elementary School Kinder Playground-Project 104353-01-Opt 1
Santa Barbara, CA**



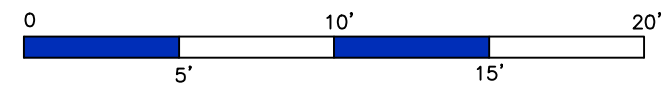
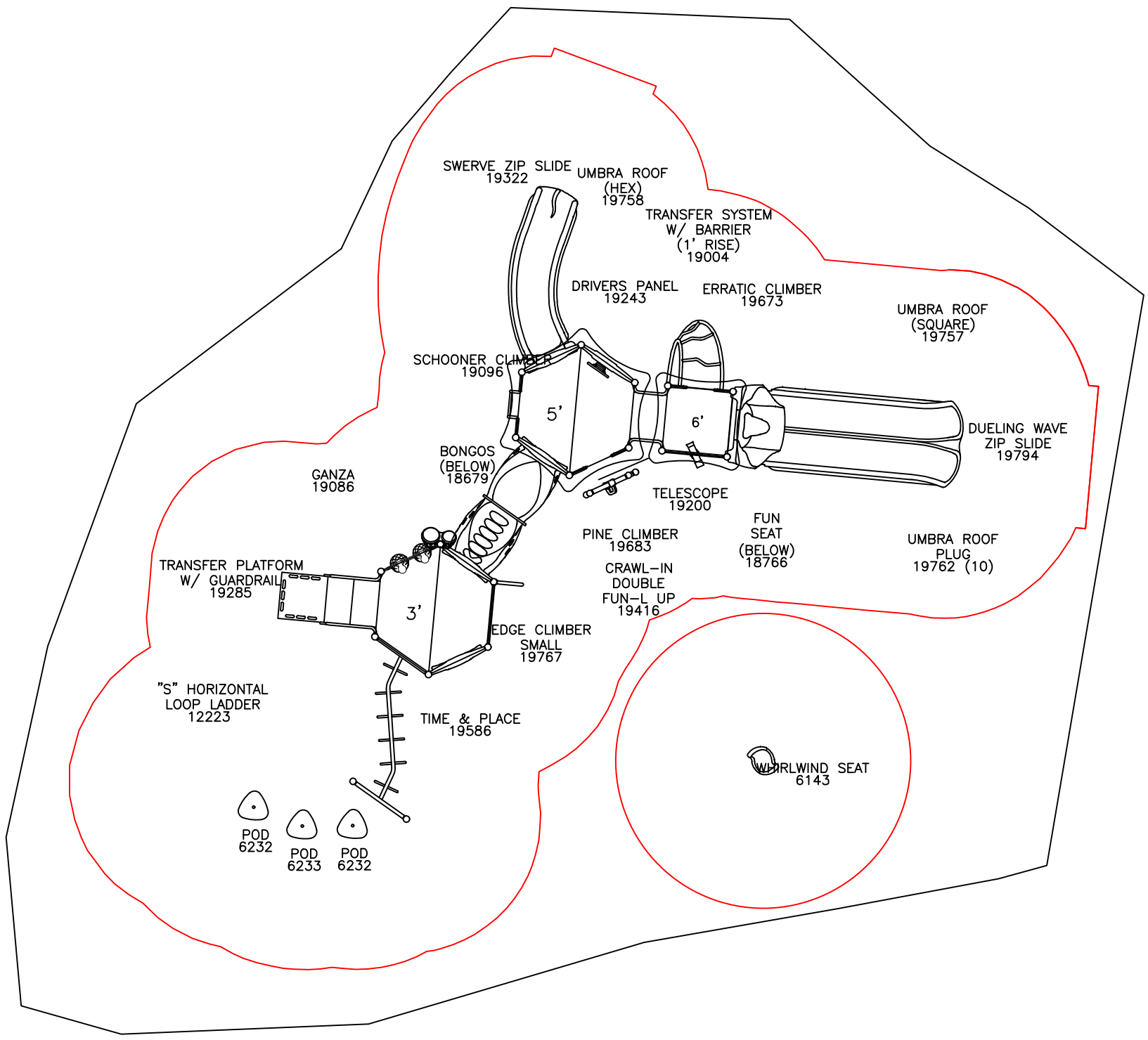
**El Camino Elementary School Kinder Playground-Project 104353-01-Opt 1
Santa Barbara, CA**



**El Camino Elementary School Kinder Playground-Project 104353-01-Opt 1
Santa Barbara, CA**





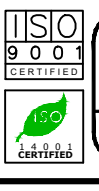


Area:
SF:1764
LF:163



Sales Representative
Tyler Kyriopoulos
tyler@gwpark.com
435-760-5103

GameTime
PLAYCORE COMPANY
150 PlayCore Drive SE
Fort Payne, AL 35967
www.gametime.com



Goleta Union School District
El Camino ES Kinder Area
Santa Barbara, CA
Representative
Great Western Recreation

This Unit includes play events and routes or travel specifically designed for special needs users. It is the opinion of the manufacturer that these play events and routes of travel conform to the accessibility requirements of the ADA (Americans with Disabilities Act)

Total Elevated Play Components	12	Required	0
Total Elevated Play Components Accessible By Ramp	0	Required	0
Total Elevated Components Accessible By Transfer	12	Required	6
Total Accessible Ground Level Components Shown	6	Required	2
Total Different Types Of Ground Level Components	3	Required	2

This play equipment is recommended for children ages
5 - 12

Minimum Area Required:
Scale:
This drawing can be scaled only when in an 18" x 24" format

IMPORTANT: Soft resilient surfacing should be placed in the use zones of all equipment, as specified for each type of equipment, and at depths to meet the critical fall heights as specified by the U.S. consumer Product Safety Commission, ASTM standard F 1487 and Canadian Standard CAN/CSA-Z-614

Drawn By:
HR
Date:
8/27/21
Drawing Name:
104353--01-opt 1

**El Camino Elementary School Main Playground-Project 104353-01-Opt 1
Santa Barbara, CA**



**El Camino Elementary School Main Playground-Project 104353-01-Opt 1
Santa Barbara, CA**



**El Camino Elementary School Main Playground-Project 104353-01-Opt 1
Santa Barbara, CA**



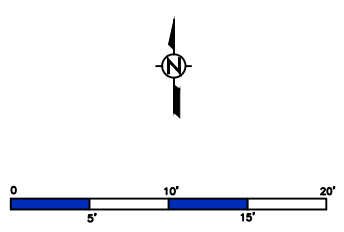
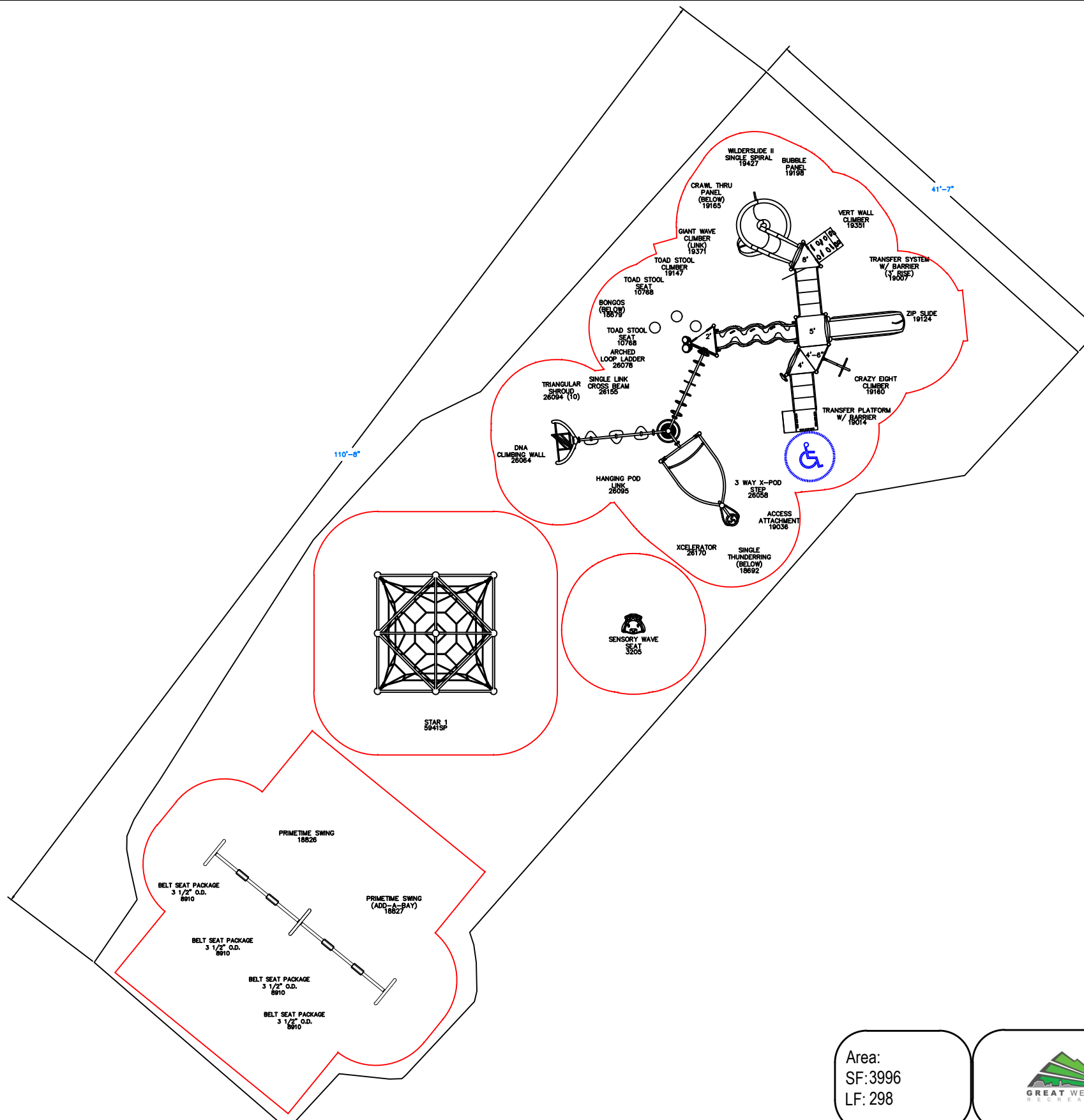
**El Camino Elementary School Main Playground-Project 104353-01-Opt 1
Santa Barbara, CA**



**El Camino Elementary School Main Playground-Project 104353-01-Opt 1
Santa Barbara, CA**







Area:
SF: 3996
LF: 298



Sales Representative
Tyler Kyriopoulos
tyler@gwpark.com
435-760-5103



Goleta Union School District
El Camino ES
Santa Barbara, CA
Representative
Great Western Recreation

This Unit includes play events and routes or travel specifically designed for special needs users. It is the opinion of the manufacturer that these play events and routes of travel conform to the accessibility requirements of the ADA (Americans with Disabilities Act)

Total Elevated Play Components	10	Required	0
Total Elevated Play Components Accessible By Ramp	0	Required	0
Total Elevated Components Accessible By Transfer	10	Required	5
Total Accessible Ground Level Components Shown	9	Required	3
Total Different Types Of Ground Level Components	6	Required	3

This play equipment is recommended for children ages
5 - 12

Minimum Area Required:
Scale:
This drawing can be scaled only when in an 18" x 24" format

IMPORTANT: Soft resilient surfacing should be placed in the use zones of all equipment, as specified for each type of equipment, and at depths to meet the critical fall heights as specified by the U.S. consumer Product Safety Commission, ASTM standard F 1487 and Canadian Standard CAN/CSA-Z-614

Drawn By:
HR
Date:
9/1/21
Drawing Name:
104353-01-opt 1



GameTime C/O Great Western Recreation
 P.O. Box 680121
 Fort Payne, AL 35967
 Office: 435-245-5055 Fax: 435-245-5057
 www.gwpark.com

10/06/2021
 Quote #104353-01-01

El Camino Elementary Playground

Goleta Union School District
 Attn: Shawn Dahlen
 5701 Hollister Ave
 Goleta, CA 93117
 Phone: 805-681-1200
 sdahlen@goleta.k12.ca.us

Ship to Zip 93111

Quantity	Part #	Description	Unit Price	Amount
Kinder Area				
1	RDU	GameTime - Kinder Area Playground - Reference drawing #104353-01-opt 1	\$36,888.00	\$36,888.00
1	6143	GameTime - Whirlwind Seat Straight (F/S)	\$673.00	\$673.00
1	INSTALL	Install - Demolition and removal of play equipment in existing asphalt- Prevailing wage	\$4,332.00	\$4,332.00
1764	INSTALL	Install - Excavation and removal of 1764 SF of PIP 3" depth- Prevailing wage	\$2.66	\$4,692.24
1764	INSTALL	Install - Excavation and removal of 1764 SF of asphalt and earth 7.5" depth- Prevailing wage	\$3.33	\$5,874.12
163	INSTALL	Install - Installation of new concrete curb 6"W x 8"H 163 LF- Prevailing wage	\$46.00	\$7,498.00
1	INSTALL	Install - Installation of of new play equipment- Prevailing wage	\$7,653.00	\$7,653.00
1764	INSTALL	Install - Construction of Substrate 1764 SF of compacted aggregate 4" depth- Prevailing wage	\$3.99	\$7,038.36
Main Area				
1	RDU	GameTime - Main Area Playground	\$40,643.00	\$40,643.00
1	RDU	GameTime - Swings - Reference drawin g#104353-01-opt 1	\$3,145.00	\$3,145.00
1	5941SP	GameTime - Star 1	\$12,047.00	\$12,047.00
2	10768	GameTime - Toad Stool Seat	\$450.00	\$900.00
1	3205	GameTime - Spinning Sensory Wave Seat	\$1,161.00	\$1,161.00
1	INSTALL	Install - Demolition and remove existing play equipment in existing asphalt- Prevailing wage	\$6,218.00	\$6,218.00
3996	INSTALL	Install - Excavation and removal of 3996 sf of PIP 3" depth- Prevailing wage	\$2.33	\$9,310.68
3996	INSTALL	Install - Excavation and removal of 3996 SF of existing asphalt and earth 7.5" depth- Prevailing wage	\$2.66	\$10,629.36
298	INSTALL	Install - Installation of new concrete curb 6"w x 8"H 298 LF- Prevailing wage	\$46.00	\$13,708.00
1	INSTALL	Install - Installation of new play equipment- Prevailing wage	\$9,194.00	\$9,194.00
3996	INSTALL	Install - Construction of Substrate 3996 of compacted aggregate 4" depth- Prevailing wage	\$3.33	\$13,306.68





GameTime C/O Great Western Recreation
 P.O. Box 680121
 Fort Payne, AL 35967
 Office: 435-245-5055 Fax: 435-245-5057
 www.gwpark.com

10/06/2021
 Quote #104353-01-01

El Camino Elementary Playground

Quantity	Part #	Description	Unit Price	Amount
Surfacing for Main and Kinder Areas				
5760	PIP	GT-Impax - 5760 SF of Poured in Place Surfacing -	\$23.32	\$134,323.20
<p>**List Price \$163,808.78, discounted per Omnia Contract 5,760 Toatl Sq Ft Main = 3996 sf, 8' CFH Kinder = 1764 sf, 8' CFH ALL to include 50/50 standard epdm and black - tbd Does not include any TTA pads Aromatic Binder, Prevailing Wages Based on good job access, no design Borders / Sub base / Site prep / Security BY OTHERS</p>				
Contract: OMNIA			Sub Total	\$329,234.64
			Discount	(\$19,785.73)
			Material Surcharge	\$13,414.28
			Freight	\$7,780.02
			Tax	\$6,904.13
			Total	\$337,547.34

Comments

Your Sales Rep is Tyler Kyriopoulos. Please reach out to Tyler at 435-760-5103 if you should have any questions regarding this quote.

***Quotes are not valid after 30 days. Must get updated pricing to order if past 30 days from date of the quote.

Material Surcharge reflects raw material price increase

Shipping to Site Address:
 El Camino Elementary
 5020 San Simeon Dr
 Santa Barbara, CA 93111

*Freight charges are based on listed zip code and are subject to change if shipping information changes.

Prevailing wage

Omnia #5348917





GameTime C/O Great Western Recreation
P.O. Box 680121
Fort Payne, AL 35967
Office: 435-245-5055 Fax: 435-245-5057
www.gwpark.com

10/06/2021
Quote #104353-01-01

El Camino Elementary Playground

Remit Payment to:

GameTime
P.O. Box 680121
Fort Payne, AL 35968

Taxes:

All applicable taxes will be added at time of invoicing unless otherwise included or a tax-exempt certificate is provided. If sales tax exempt, you must provide a copy of certificate to be considered exempt.

Prices:

FOB Factory.

Orders:

All orders shall be in writing by purchase order, contract, or similar document made out to PlayCore Wisconsin Inc., dba GameTime. Standard GameTime equipment orders over \$100,000 may require a deposit of 25% at the time of order and an additional 25% at or before order ships. Standard orders with equipment, installation and surfacing are requested to be split billed. Equipment, Taxes & Freight as noted above. Installation and Surfacing billed as completed and Due Upon Receipt.

Terms:

Cash With Order Discount-(CWO)-Orders for GameTime equipment paid in full at time of order via check, Electronic Funds Transfer (ACH or wire) are eligible for a three percent (3%) cash with order discount. Credit terms are Net 30 days, subject to approval by the GameTime Credit Manager. A completed credit application must be submitted and approved prior to the order being received. Please allow at minimum 2 days for the credit review process. GameTime may also require: Completed Project Information Sheet (if applicable) Copies of Payment and Performance Bonds (if applicable) A 1.5% per month finance charge will be imposed on all past due invoices. Retainage not accepted. Orders under \$5,000 require payment with order.

DIR# 1000015526 CSLB#855664

INSTALLATION CONDITIONS:

- **ACCESS:** Site should be clear, level and allow for unrestricted access of trucks and machinery.
- **STORAGE:** Customer is responsible for providing a secure location to off-load and store the equipment during the installation process. Once equipment has delivered to the site, the owner is responsible should theft or vandalism occur unless other arrangements are made and noted on the quotation.
- **FOOTER EXCAVATION:** Installation pricing is based on footer excavation through earth/soil only. Customer shall be responsible for unknown conditions such as buried utilities (public & private), tree stumps, rock, or any concealed materials or conditions that may result in additional labor or materials cost.
- **UTILITIES:** Owner is responsible for locating any private utilities.
- **ADDITIONAL COSTS:** Pricing is based on a single mobilization for installation unless otherwise noted. Price includes ONLY what is stated in this quotation. If additional site work or specialized equipment is required, pricing is subject to change.



GameTime C/O Great Western Recreation
P.O. Box 680121
Fort Payne, AL 35967
Office: 435-245-5055 Fax: 435-245-5057
www.gwpark.com

10/06/2021
Quote #104353-01-01

El Camino Elementary Playground

ACCEPTANCE OF QUOTATION:

Acceptance of this proposal indicates your agreement to the terms and conditions stated herein.

Accepted By (printed): _____ Title: _____

Telephone: _____ Fax: _____

P.O. Number: _____ Date: _____

Purchase Amount: **\$337,547.34**

SALES TAX EXEMPTION CERTIFICATE #: _____ FEIN# _____

(PLEASE PROVIDE A COPY OF CERTIFICATE)

Salesperson's Signature Customer Signature

DIR Project # (California only) _____





GameTime C/O Great Western Recreation
P.O. Box 680121
Fort Payne, AL 35967
Office: 435-245-5055 Fax: 435-245-5057
www.gwpark.com

10/06/2021
Quote #104353-01-01

El Camino Elementary Playground

Customer Order Info:

BILLING INFORMATION:

Bill to: _____

Contact: _____

Address: _____

Address: _____

City, State: _____ Zip: _____

Tel: _____ Fax: _____

E-mail: _____

SHIPPING INFORMATION (IF DIFFERENT FROM ABOVE):

Ship to: _____

Contact: _____

Address: _____

Address: _____

City, State: _____ Zip: _____

Tel: _____ Fax: _____

E-mail: _____

Ellwood Elementary School

**Ellwood Elementary Kinder Playground- Project 104517-01-Opt 1
Goleta, CA**



**Ellwood Elementary Kinder Playground- Project 104517-01-Opt 1
Goleta, CA**




**Ellwood Elementary Kinder Playground- Project 104517-01-Opt 1
Goleta, CA**



**Ellwood Elementary Kinder Playground- Project 104517-01-Opt 1
Goleta, CA**



**Ellwood Elementary Kinder Playground- Project 104517-01-Opt 1
Goleta, CA**



**Ellwood Elementary Kinder Playground- Project 104517-01-Opt 1
Goleta, CA**





**Ellwood Elementary Main Playground- Project 104517-01-Opt 1
Goleta, CA**



**Ellwood Elementary Main Playground- Project 104517-01-Opt 1
Goleta, CA**



**Ellwood Elementary Main Playground- Project 104517-01-Opt 1
Goleta, CA**



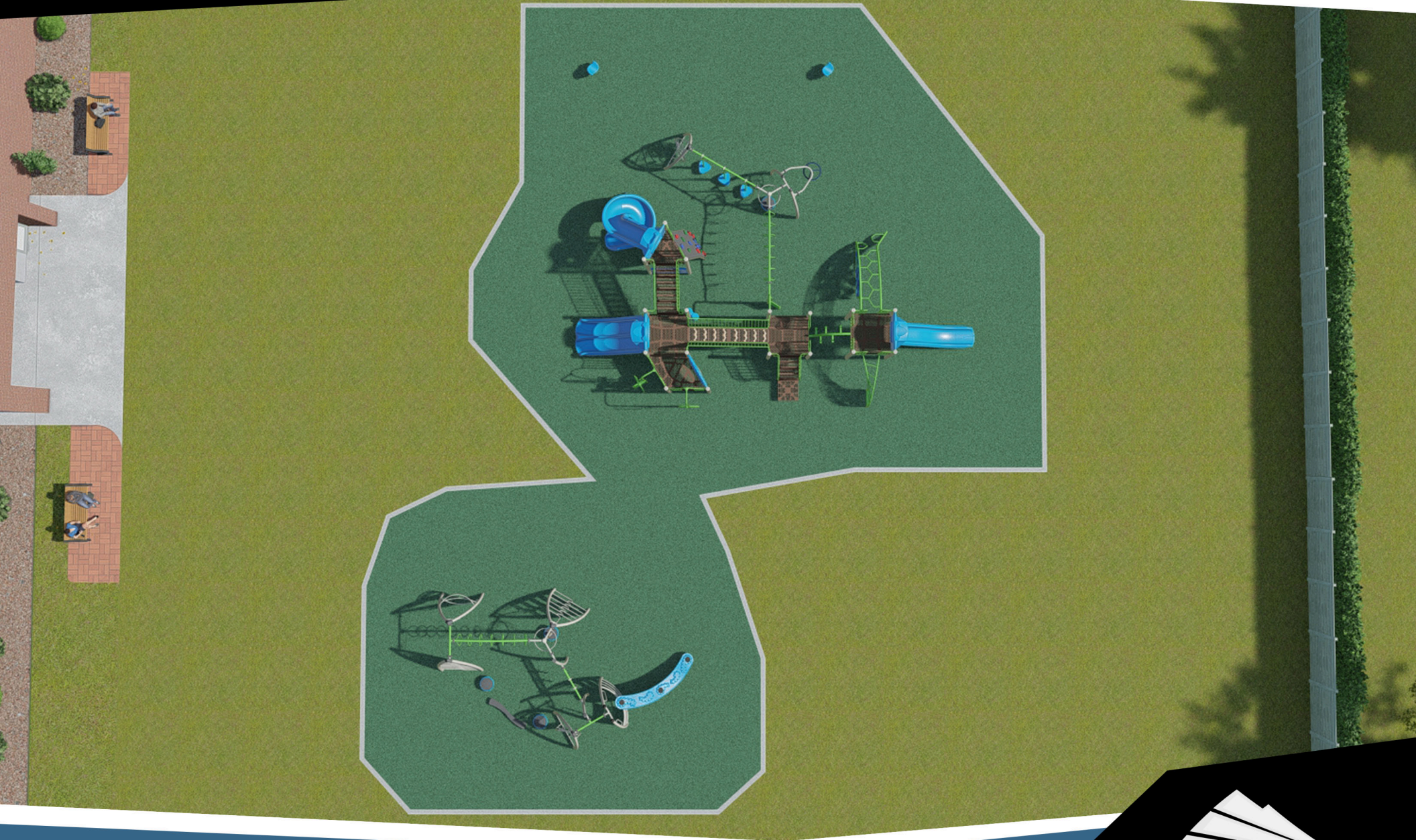
**Ellwood Elementary Main Playground- Project 104517-01-Opt 1
Goleta, CA**



**Ellwood Elementary Main Playground- Project 104517-01-Opt 1
Goleta, CA**




**Ellwood Elementary Main Playground- Project 104517-01-Opt 1
Goleta, CA**

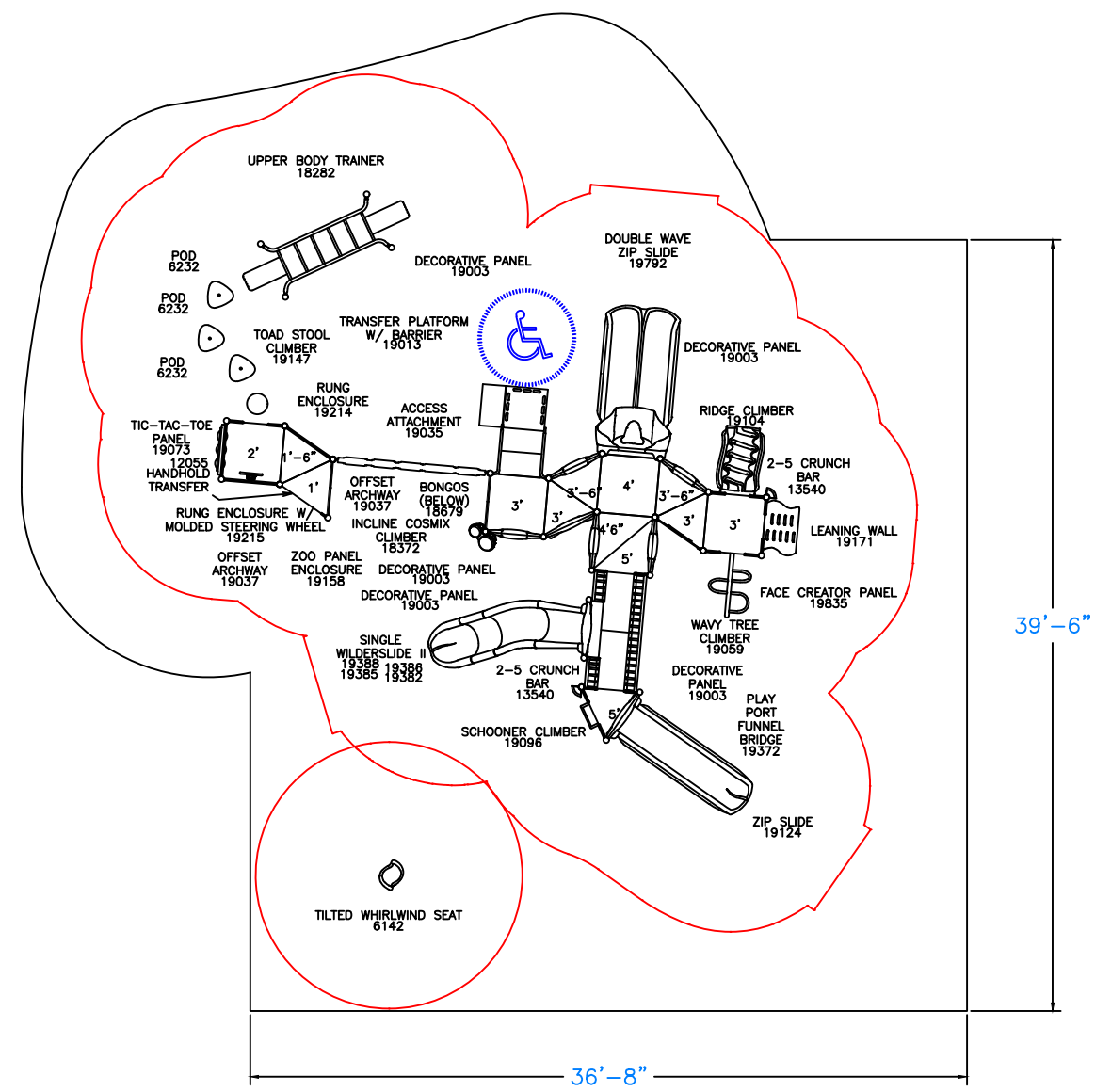


**Ellwood Elementary Main Playground- Project 104517-01-Opt 1
Goleta, CA**



**Ellwood Elementary Main Playground- Project 104517-01-Opt 1
Goleta, CA**






Area:
SF: 1985
LF: 181

 Sales Representative
Tyler Kyriopoulos
tyler@gwpark.com
435-760-5103




Goleta USD
Ellwood Elementary
Goleta, CA
Representative
Great Western Recreation

This Unit includes play events and routes or travel specifically designed for special needs users. It is the opinion of the manufacturer that these play events and routes of travel conform to the accessibility requirements of the ADA (Americans with Disabilities Act)

Total Elevated Play Components	12	-	-
Total Elevated Play Components Accessible By Ramp	-	Required	-
Total Elevated Components Accessible By Transfer	12	Required	6
Total Accessible Ground Level Components Shown	8	Required	4
Total Different Types Of Ground Level Components	5	Required	3

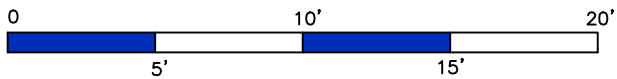
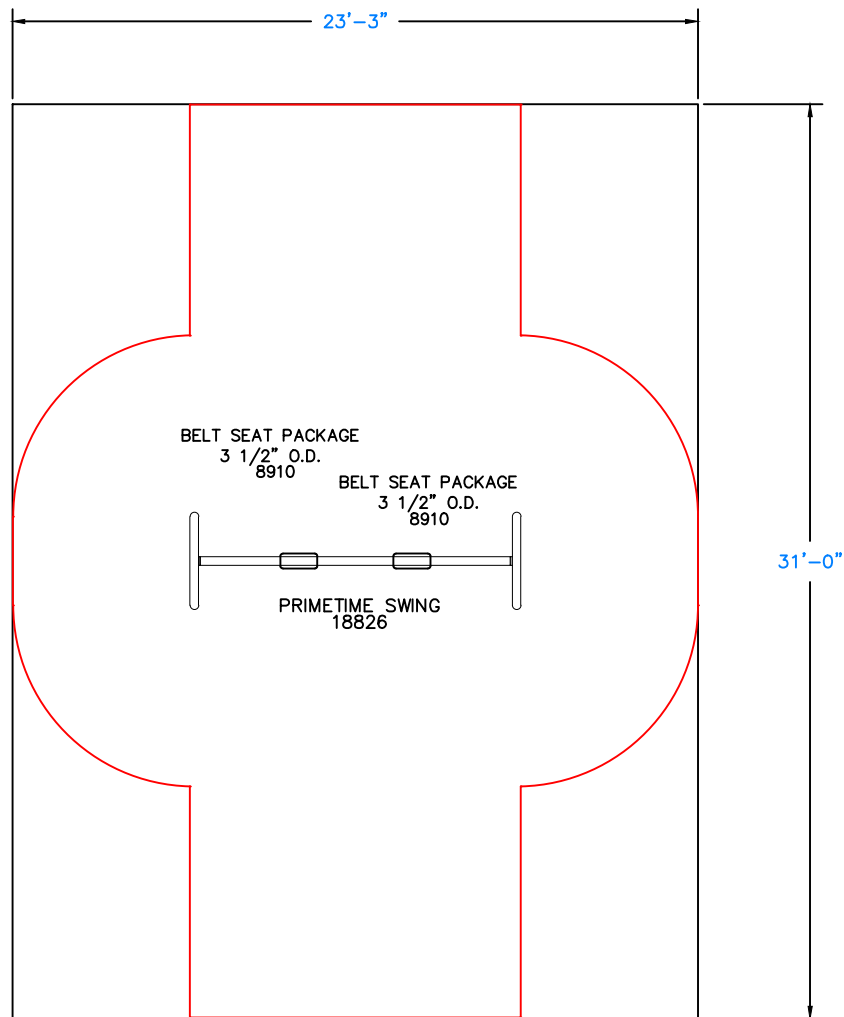
This play equipment is recommended for children ages
2-5

Minimum Area Required:
Scale:
This drawing can be scaled only when in an 18" x 24" format

IMPORTANT: Soft resilient surfacing should be placed in the use zones of all equipment, as specified for each type of equipment, and at depths to meet the critical fall heights as specified by the U.S. consumer Product Safety Commission, ASTM standard F 1487 and Canadian Standard CAN/CSA-Z-614

Drawn By:
TC
Date:
8/30/21
Drawing Name:
104517-01-Opt 1KP





Area:
SF: 725
LF: 109

 Sales Representative
Tyler Kyriopoulos
tyler@gwpark.com
435-760-5103

GameTime
APLA
150 PlayCore Drive SE
Fort Payne, AL 35967
www.gametime.com



Goleta USD
Ellwood Elementary
Goleta, CA
Representative
Great Western Recreation

This Unit includes play events and routes or travel specifically designed for special needs users. It is the opinion of the manufacturer that these play events and routes of travel conform to the accessibility requirements of the ADA (Americans with Disabilities Act)

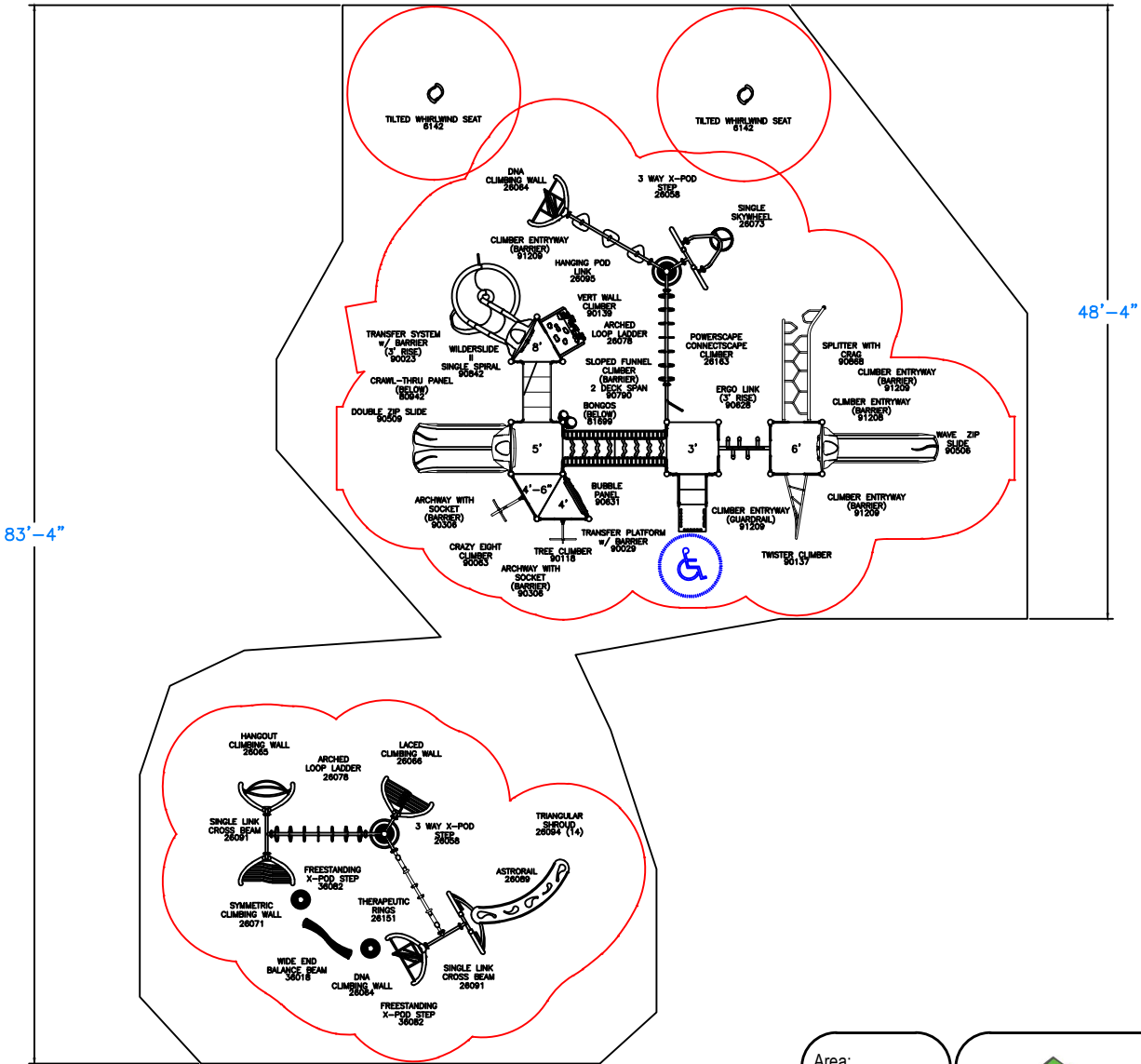
Total Elevated Play Components	-	Required	-
Total Elevated Play Components Accessible By Ramp	-	Required	-
Total Elevated Components Accessible By Transfer	-	Required	-
Total Accessible Ground Level Components Shown	-	Required	-
Total Different Types Of Ground Level Components	-	Required	-

This play equipment is recommended for children ages
5-12

Minimum Area Required:
Scale:
This drawing can be scaled only when in an 18" x 24" format

IMPORTANT: Soft resilient surfacing should be placed in the use zones of all equipment, as specified for each type of equipment, and at depths to meet the critical fall heights as specified by the U.S. consumer Product Safety Commission, ASTM standard F 1487 and Canadian Standard CAN/CSA-Z-614

Drawn By:
TC
Date:
8/30/21
Drawing Name:
104517-01-Opt 1KS



Area:
SF: 3725
LF: 303

GREAT WESTERN
Sales Representative
Tyler Kyriopoulos
tyler@gwpark.com
435-760-5103

GameTime
APL AOPW
150 PlayCore Drive SE
Fort Payne, AL 35967
www.gametime.com



Goleta USD
Ellwood Elementary
Goleta, CA
Representative
Great Western Recreation

This Unit includes play events and routes or travel specifically designed for special needs users. It is the opinion of the manufacturer that these play events and routes of travel conform to the accessibility requirements of the ADA (Americans with Disabilities Act)

Total Elevated Play Components	11		
Total Elevated Play Components Accessible By Ramp	-	Required	-
Total Elevated Components Accessible By Transfer	8	Required	6
Total Accessible Ground Level Components Shown	19	Required	4
Total Different Types Of Ground Level Components	6	Required	3

This play equipment is recommended for children ages
5 - 12

Minimum Area Required:
Scale:
This drawing can be scaled only when in an 18" x 24" format

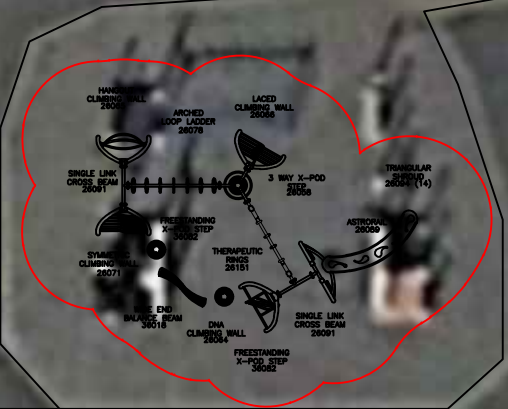
IMPORTANT: Soft resilient surfacing should be placed in the use zones of all equipment, as specified for each type of equipment, and at depths to meet the critical fall heights as specified by the U.S. consumer Product Safety Commission, ASTM standard F 1487 and Canadian Standard CAN/CSA-Z-614

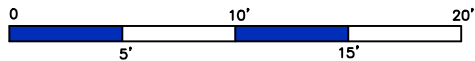
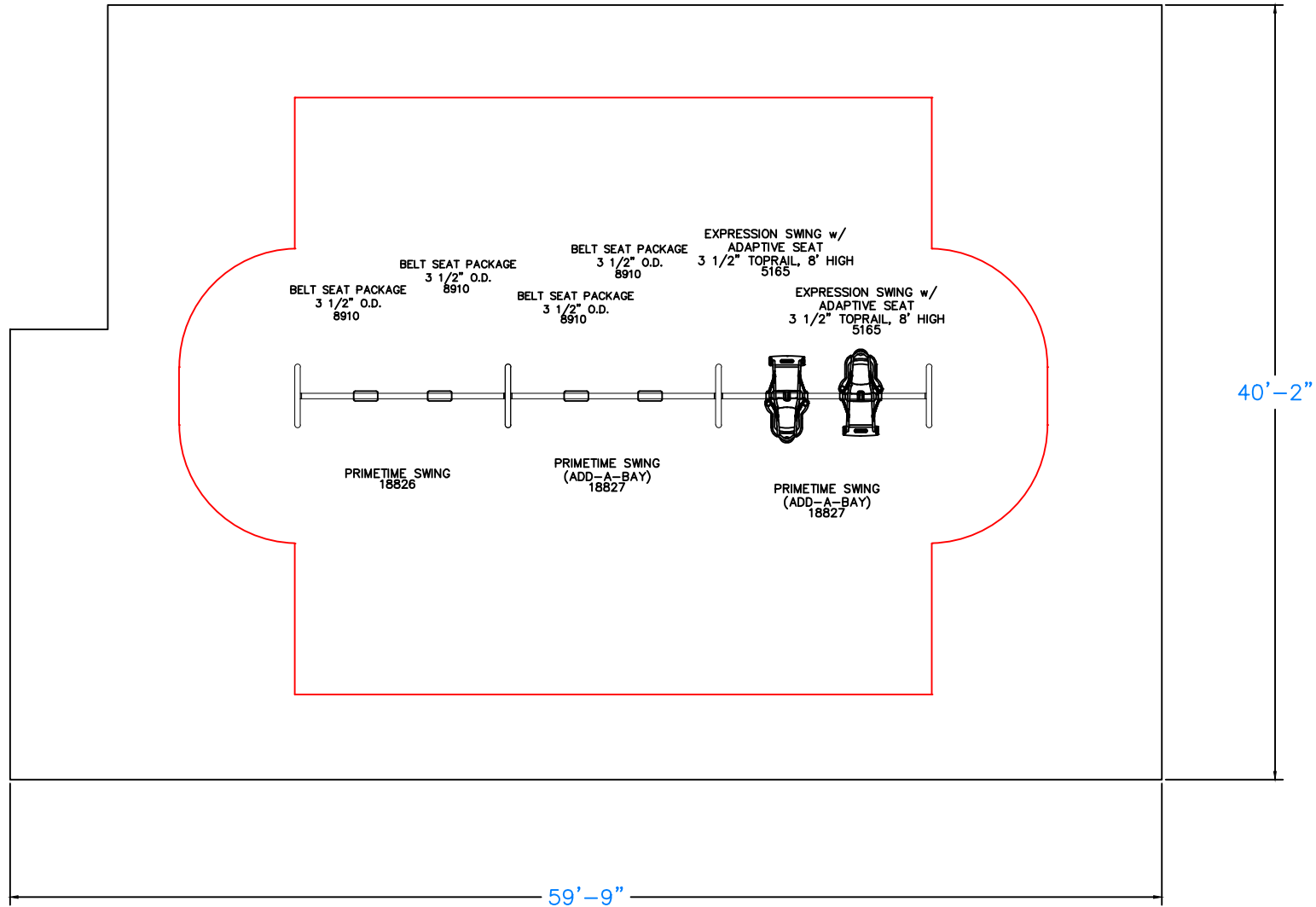
Drawn By:
TC
Date:
8/30/21
Drawing Name:
104517-01-Opt 1



83'-4"

46'-4"





Area:
SF: 3725
LF: 303



Sales Representative
Tyler Kyriopoulos
tyler@gwpark.com
435-760-5103

GameTime
APLACORE
150 PlayCore Drive SE
Fort Payne, AL 35967
www.gametime.com



Goleta USD
Ellwood Elementary
Goleta, CA
Representative
Great Western Recreation

This Unit includes play events and routes or travel specifically designed for special needs users. It is the opinion of the manufacturer that these play events and routes of travel conform to the accessibility requirements of the ADA (Americans with Disabilities Act)

Total Elevated Play Components	-	Required	-
Total Elevated Play Components Accessible By Ramp	-	Required	-
Total Elevated Components Accessible By Transfer	-	Required	-
Total Accessible Ground Level Components Shown	4	Required	-
Total Different Types Of Ground Level Components	1	Required	-

This play equipment is recommended for children ages
5 - 12

Minimum Area Required:
Scale:
This drawing can be scaled only when in an 18" x 24" format

IMPORTANT: Soft resilient surfacing should be placed in the use zones of all equipment, as specified for each type of equipment, and at depths to meet the critical fall heights as specified by the U.S. consumer Product Safety Commission, ASTM standard F 1487 and Canadian Standard CAN/CSA-Z-614

Drawn By:
TC
Date:
8/30/21
Drawing Name:
104517-01-Opt 1MS



59'-9"

40'-2"

BELT SEAT PACKAGE
3 1/2' x 8'
3' 1/2" DIA

BELT SEAT PACKAGE
3' x 8'
3' 1/2" DIA

BELT SEAT PACKAGE
3 1/2' x 8'
3' 1/2" DIA

PRINCIPAL SEATING
1800

EXPRESSIVE SEATING
(1000 - 1500)

EXPRESSIVE SEATING
(1000 - 1500)





GameTime C/O Great Western Recreation
 P.O. Box 680121
 Fort Payne, AL 35967
 Office: 435-245-5055 Fax: 435-245-5057
 www.gwpark.com

10/07/2021
 Quote #104517-01-01

Ellwood Elementary Playgrounds

Goleta Union School District
 Attn: Shawn Dahlen
 5701 Hollister Ave
 Goleta, CA 93117
 Phone: 805-681-1200
 sdahlen@goleta.k12.ca.us

Ship to Zip 93117

Quantity	Part #	Description	Unit Price	Amount
1	-	--- - Kinder Play Area		
1	RDU	GameTime - Kinder Area Swings- <ul style="list-style-type: none"> Reference Drawing 104517-01-Option 1 	\$1,819.00	\$1,819.00
1	RDU	GameTime - Custom 2-5 Playground- <ul style="list-style-type: none"> Reference Drawing 104517-01-Option 1 	\$46,603.00	\$46,603.00
1	6142	GameTime - Whirlwind Seat Tilted (F/S)	\$679.00	\$679.00
1	-	--- - Main Playground		
1	RDU	GameTime - Main Swing Set- <ul style="list-style-type: none"> Reference Drawing 104517-01-Option 1 	\$7,959.00	\$7,959.00
1	RDU	GameTime - Custom 5-12 Playground- <ul style="list-style-type: none"> Reference Drawing 104517-01-Option 1 	\$76,495.00	\$76,495.00
2	6142	GameTime - Whirlwind Seat Tilted (F/S)	\$679.00	\$1,358.00
8792	PIP	GT-Impax - Poured in Place Rubber Surfacing- **List Price \$238,885.07, discounted per Omnia Contract 8,792 Total Sq Ft Main = 3725 sf, 8' CFH Swings = 2357 sf, 8' CFH Kinder = 1985 sf, 6' CFH Kinder Swings = 725 sf, 8' CFH ALL to include 50/50 standard epdm and black - tbd Does not include any TTA pads Aromatic Binder <ul style="list-style-type: none"> Prevailing Wages 	\$22.28	\$195,885.76
1	-	--- - Main Playground Installation		
1	INSTALL	Install - Demolition of structure in existing asphalt- <ul style="list-style-type: none"> Prevailing Wages 	\$4,650.00	\$4,650.00
3725	INSTALL	Install - Demolition and haul off of existing PIP 3725SF- <ul style="list-style-type: none"> Prevailing Wages 	\$2.66	\$9,908.50





GameTime C/O Great Western Recreation
 P.O. Box 680121
 Fort Payne, AL 35967
 Office: 435-245-5055 Fax: 435-245-5057
 www.gwpark.com

10/07/2021
 Quote #104517-01-01

Ellwood Elementary Playgrounds

Quantity	Part #	Description	Unit Price	Amount
3725	INSTALL	Install - Excavation and disposal of existing asphalt 3725SF- <ul style="list-style-type: none"> • Prevailing Wages 	\$2.66	\$9,908.50
303	INSTALL	Install - Installation of concrete curb 303LF- <ul style="list-style-type: none"> • Prevailing Wages 	\$45.18	\$13,689.54
1	INSTALL	Install - Installation of new playground Drawing #104517-01-Opt 1- <ul style="list-style-type: none"> • Prevailing Wages 	\$17,990.00	\$17,990.00
3725	INSTALL	Install - Construction of Substrate 3725SF of compacted aggregated 4" depth- <ul style="list-style-type: none"> • Prevailing Wages 	\$3.99	\$14,862.75
1	-	--- - Swing Area Installation		
1	INSTALL	Install - Demolition of existing 3 bay swing- <ul style="list-style-type: none"> • Prevailing Wages 	\$615.00	\$615.00
2357	INSTALL	Install - Excavation of EWF 2357 SF- <ul style="list-style-type: none"> • Prevailing Wages 	\$2.33	\$5,491.81
2357	INSTALL	Install - Excavation of soil and earth 2357- <ul style="list-style-type: none"> • Prevailing Wages 	\$2.33	\$5,491.81
200	INSTALL	Install - Installation of concrete curb 6"W X 8"H 200LF- <ul style="list-style-type: none"> • Prevailing Wages 	\$45.18	\$9,036.00
1	INSTALL	Install - Installation of new 3 bay swing- <ul style="list-style-type: none"> • Prevailing Wages 	\$3,670.00	\$3,670.00
2357	INSTALL	Install - Construction of Substrate 2357SF of compacted aggregate 4" depth- <ul style="list-style-type: none"> • Prevailing Wages 	\$3.99	\$9,404.43
1	-	--- - Kinder Play Area		
1	INSTALL	Install - Demolition of existing play equipment in existing asphalt- <ul style="list-style-type: none"> • Prevailing Wages 	\$4,650.00	\$4,650.00
1985	INSTALL	Install - Excavation and removal of 1985SF PIP 3" depth- <ul style="list-style-type: none"> • Prevailing Wages 	\$2.66	\$5,280.10



GameTime C/O Great Western Recreation
 P.O. Box 680121
 Fort Payne, AL 35967
 Office: 435-245-5055 Fax: 435-245-5057
 www.gwpark.com

10/07/2021
 Quote #104517-01-01

Ellwood Elementary Playgrounds

Quantity	Part #	Description	Unit Price	Amount
1985	INSTALL	Install - Excavation and removal of 1985SF asphalt and soil 7" depth- <ul style="list-style-type: none"> • Prevailing Wages 	\$2.66	\$5,280.10
181	INSTALL	Install - Installation of new concrete curb 6"W x 8"H 181 LF- <ul style="list-style-type: none"> • Prevailing Wages 	\$45.18	\$8,177.58
1985	INSTALL	Install - Construction of Substrate 1985 SF of compacted aggregate at 4" depth- <ul style="list-style-type: none"> • Prevailing Wages 	\$3.99	\$7,920.15
1	INSTALL	Install - Installation of new playground drawing # 104517-01-Opt 1KP- <ul style="list-style-type: none"> • Prevailing Wages 	\$12,730.00	\$12,730.00
1	-	--- - Kinder Swing Area Installation		
1	INSTALL	Install - Demolition of existing swings- <ul style="list-style-type: none"> • Prevailing Wages 	\$400.00	\$400.00
725	INSTALL	Install - Excavation and removal of EWF 12" depth 725- <ul style="list-style-type: none"> • Prevailing Wages 	\$2.66	\$1,928.50
725	INSTALL	Install - Excavation and removal of soil 7.5" depth- <ul style="list-style-type: none"> • Prevailing Wages 	\$2.66	\$1,928.50
109	INSTALL	Install - Installation of concrete curb 6"w x 8"h 109 LF- <ul style="list-style-type: none"> • Prevailing Wages 	\$45.18	\$4,924.62
725	INSTALL	Install - Construction of Substrate 725 SF of compacted aggregate 4" depth- <ul style="list-style-type: none"> • Prevailing Wages 	\$3.99	\$2,892.75
1	INSTALL	Install - 6' high temporary fencing- <ul style="list-style-type: none"> • Prevailing Wages 	\$1,995.00	\$1,995.00
Contract: OMNIA			Sub Total	\$493,624.40
			Discount	(\$30,584.22)
			Material Surcharge	\$18,900.07
			Freight	\$5,900.00
			Tax	\$9,550.24
			Total	\$497,390.49





GameTime C/O Great Western Recreation
P.O. Box 680121
Fort Payne, AL 35967
Office: 435-245-5055 Fax: 435-245-5057
www.gwpark.com

10/07/2021
Quote #104517-01-01

Ellwood Elementary Playgrounds

Comments

Your Sales Rep is Tyler Kyriopoulos. Please reach out to Tyler at 435-760-5103 if you should have any questions regarding this quote.

***Quotes are not valid after 30 days. Must get updated pricing to order if past 30 days from date of the quote.

Material Surcharge reflects raw material price increase

Shipping to Site:
7686 Hollister Ave
Goleta, CA 93117

*Freight charges are based on listed zip code and are subject to change if shipping information changes.

Prevailing Wages

Omnia #5348917

Remit Payment to:

GameTime
P.O. Box 680121
Fort Payne, AL 35968

Taxes:

All applicable taxes will be added at time of invoicing unless otherwise included or a tax-exempt certificate is provided. If sales tax exempt, you must provide a copy of certificate to be considered exempt.

Prices:

FOB Factory.

Orders:

All orders shall be in writing by purchase order, contract, or similar document made out to PlayCore Wisconsin Inc., dba GameTime. Standard GameTime equipment orders over \$100,000 may require a deposit of 25% at the time of order and an additional 25% at or before order ships. Standard orders with equipment, installation and surfacing are requested to be split billed. Equipment, Taxes & Freight as noted above. Installation and Surfacing billed as completed and Due Upon Receipt.

Terms:

Cash With Order Discount-(CWO)-Orders for GameTime equipment paid in full at time of order via check, Electronic Funds Transfer (ACH or wire) are eligible for a three percent (3%) cash with order discount. Credit terms are Net 30 days, subject to approval by the GameTime Credit Manager. A completed credit application must be submitted and approved prior to the order being received. Please allow at minimum 2 days for the credit review process. GameTime may also require: Completed Project Information Sheet (if applicable) Copies of Payment and Performance Bonds (if applicable) A 1.5% per month finance charge will be imposed on all past due invoices. Retainage not accepted. Orders under \$5,000 require payment with order.

DIR# 1000015526 CSLB#855664



GameTime C/O Great Western Recreation
P.O. Box 680121
Fort Payne, AL 35967
Office: 435-245-5055 Fax: 435-245-5057
www.gwpark.com

10/07/2021
Quote #104517-01-01

Ellwood Elementary Playgrounds

INSTALLATION CONDITIONS:

- **ACCESS:** Site should be clear, level and allow for unrestricted access of trucks and machinery.
- **STORAGE:** Customer is responsible for providing a secure location to off-load and store the equipment during the installation process. Once equipment has delivered to the site, the owner is responsible should theft or vandalism occur unless other arrangements are made and noted on the quotation.
- **FOOTER EXCAVATION:** Installation pricing is based on footer excavation through earth/soil only. Customer shall be responsible for unknown conditions such as buried utilities (public & private), tree stumps, rock, or any concealed materials or conditions that may result in additional labor or materials cost.
- **UTILITIES:** Owner is responsible for locating any private utilities.
- **ADDITIONAL COSTS:** Pricing is based on a single mobilization for installation unless otherwise noted. Price includes ONLY what is stated in this quotation. If additional site work or specialized equipment is required, pricing is subject to change.

ACCEPTANCE OF QUOTATION:

Acceptance of this proposal indicates your agreement to the terms and conditions stated herein.

Accepted By (printed): _____ Title: _____

Telephone: _____ Fax: _____

P.O. Number: _____ Date: _____

Purchase Amount: **\$497,390.49**

SALES TAX EXEMPTION CERTIFICATE #: _____ FEIN# _____

(PLEASE PROVIDE A COPY OF CERTIFICATE)

Salesperson's Signature Customer Signature

DIR Project # (California only) _____





GameTime C/O Great Western Recreation
P.O. Box 680121
Fort Payne, AL 35967
Office: 435-245-5055 Fax: 435-245-5057
www.gwpark.com

10/07/2021
Quote #104517-01-01

Ellwood Elementary Playgrounds

Customer Order Info:

BILLING INFORMATION:

Bill to: _____

Contact: _____

Address: _____

Address: _____

City, State: _____ Zip: _____

Tel: _____ Fax: _____

E-mail: _____

SHIPPING INFORMATION (IF DIFFERENT FROM ABOVE):

Ship to: _____

Contact: _____

Address: _____

Address: _____

City, State: _____ Zip: _____

Tel: _____ Fax: _____

E-mail: _____

Foothill Elementary School/Goleta Family School

**Foothill Elementary School & Goleta Family School Playground-Project 104379-01-Opt 1
Santa Barbara, CA**



**Foothill Elementary School & Goleta Family School Playground-Project 104379-01-Opt 1
Santa Barbara, CA**



**Foothill Elementary School & Goleta Family School Playground-Project 104379-01-Opt 1
Santa Barbara, CA**



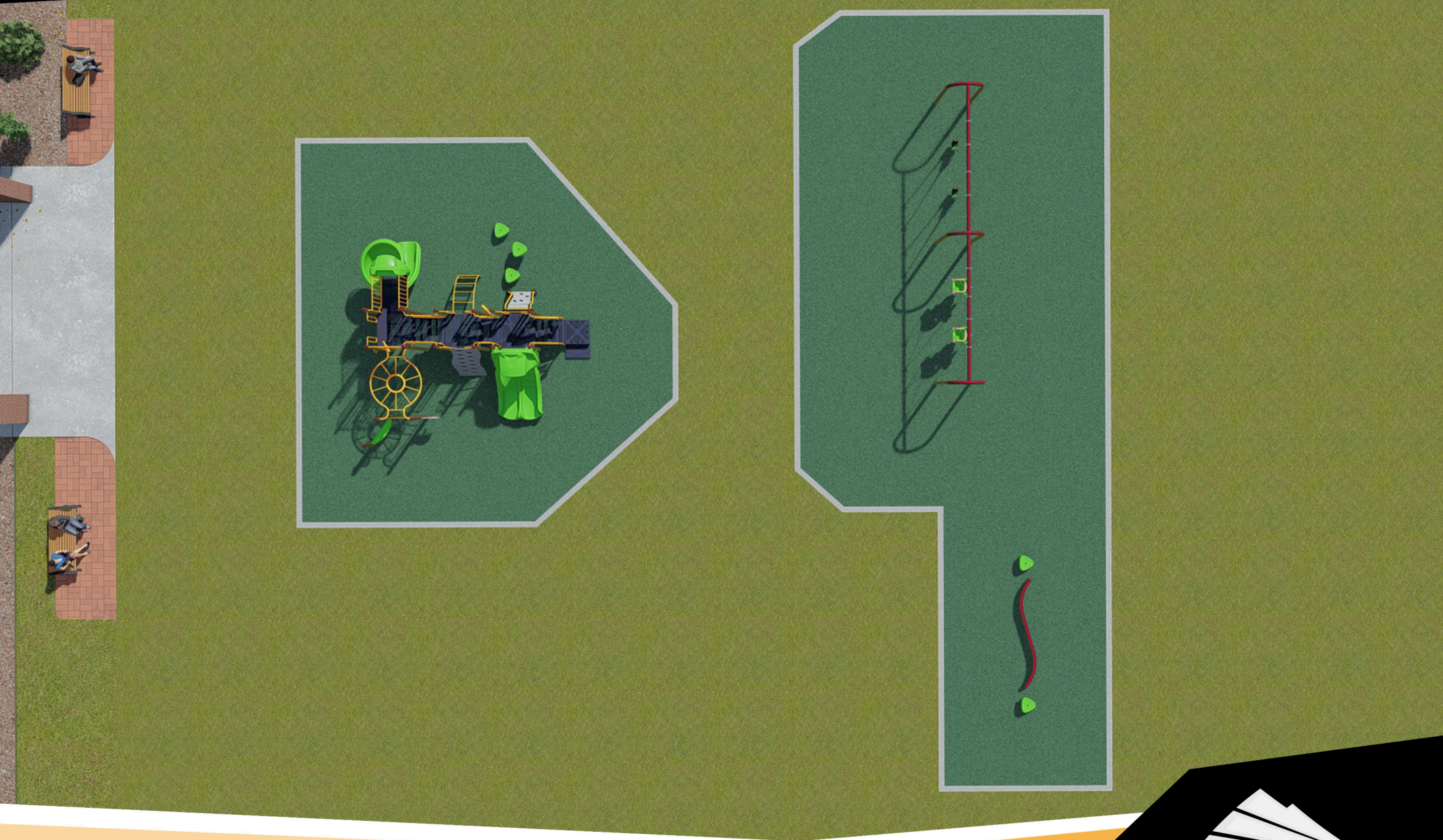
**Foothill Elementary School & Goleta Family School Playground-Project 104379-01-Opt 1
Santa Barbara, CA**

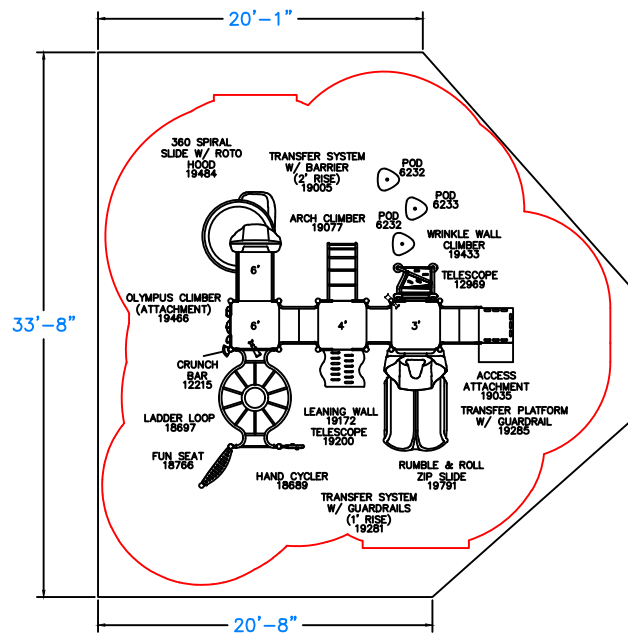


**Foothill Elementary School & Goleta Family School Playground-Project 104379-01-Opt 1
Santa Barbara, CA**

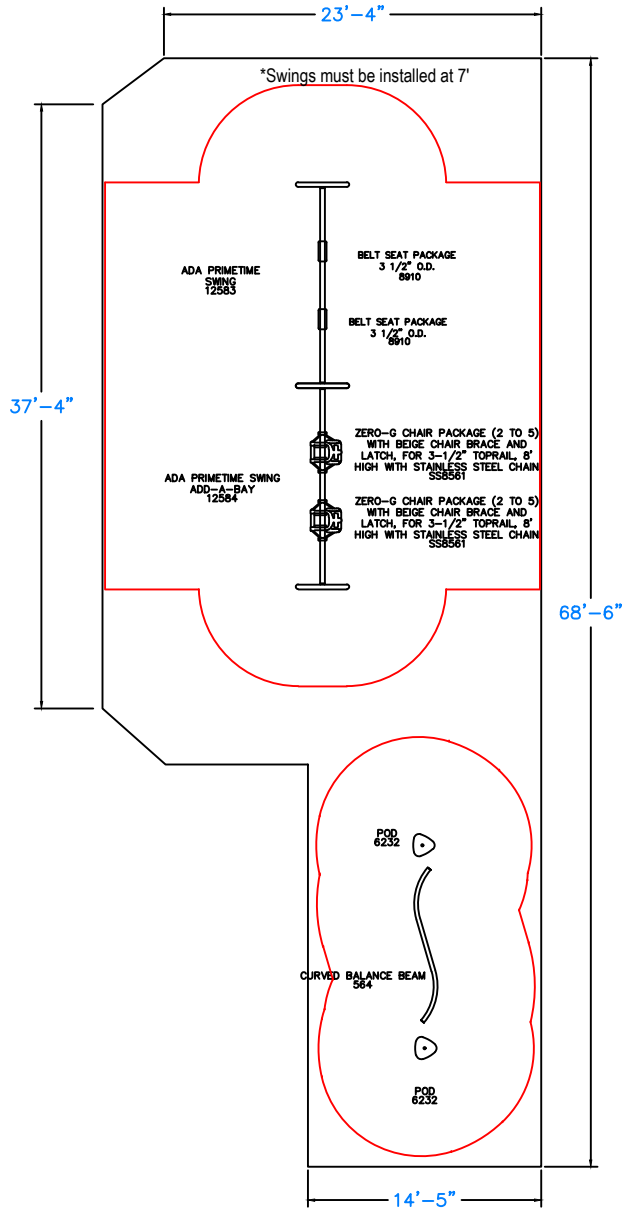
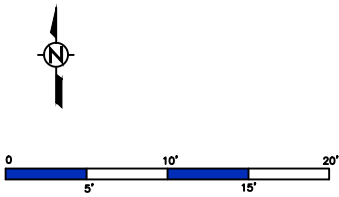


**Foothill Elementary School & Goleta Family School Playground-Project 104379-01-Opt 1
Santa Barbara, CA**





Area:Kinder
SF:949
LF:119



Area:Kinder Swings
and Climber
SF:1530
LF:188

 Sales Representative
Tyler Kyriopoulos
tyler@gwpark.com
435-760-5103



Goleta USD
Foothill ES Kinder Area and Kinder Swings
Santa Barbara, CA
Representative
Great Western Recreation

This Unit includes play events and routes or travel specifically designed for special needs users. It is the opinion of the manufacturer that these play events and routes of travel conform to the accessibility requirements of the ADA (Americans with Disabilities Act)

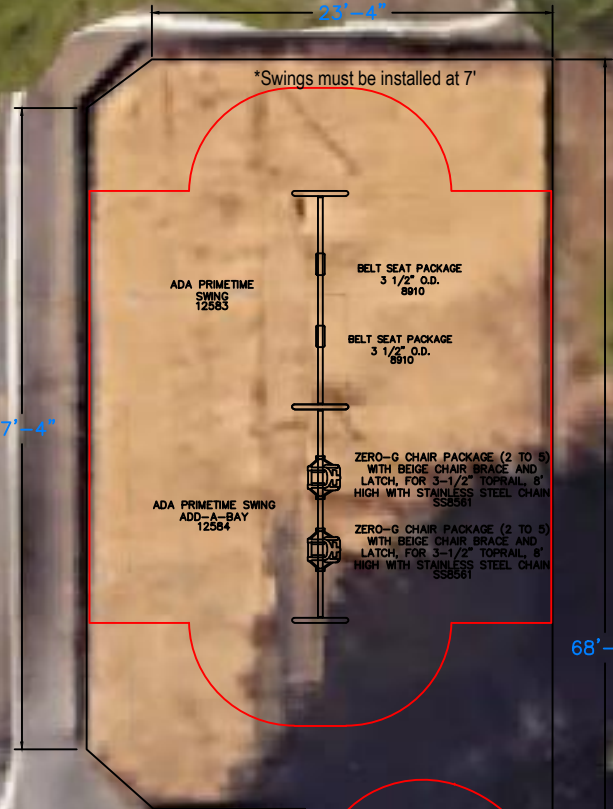
Total Elevated Play Components	8	Required	0
Total Elevated Play Components Accessible By Ramp	0	Required	0
Total Elevated Components Accessible By Transfer	8	Required	4
Total Accessible Ground Level Components Shown	7	Required	3
Total Different Types Of Ground Level Components	4	Required	3

This play equipment is recommended for children ages 5 - 12

Minimum Area Required:
Scale: NA
This drawing can be scaled only when in an 18" x 24" format


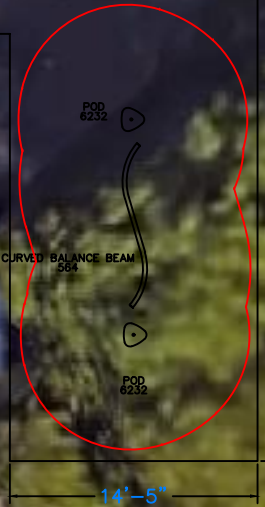
IMPORTANT: Soft resilient surfacing should be placed in the use zones of all equipment, as specified for each type of equipment, and at depths to meet the critical fall heights as specified by the U.S. consumer Product Safety Commission, ASTM standard F 1487 and Canadian Standard CAN/CSA-Z-614

Drawn By: DP
Date: 9/2/21
Drawing Name: 104379-01-OPT 1



Area:Kinder Swings and Climber
SF:1530
LF:188

Area:Kinder
SF:949
LF:119



**Foothill Elementary School & Goleta Family School Playground-Project 104379-01-Opt 1
Santa Barbara, CA**



**Foothill Elementary School & Goleta Family School Playground-Project 104379-01-Opt 1
Santa Barbara, CA**



**Foothill Elementary School & Goleta Family School Playground-Project 104379-01-Opt 1
Santa Barbara, CA**



**Foothill Elementary School & Goleta Family School Playground-Project 104379-01-Opt 1
Santa Barbara, CA**



**Foothill Elementary School & Goleta Family School Playground-Project 104379-01-Opt 1
Santa Barbara, CA**



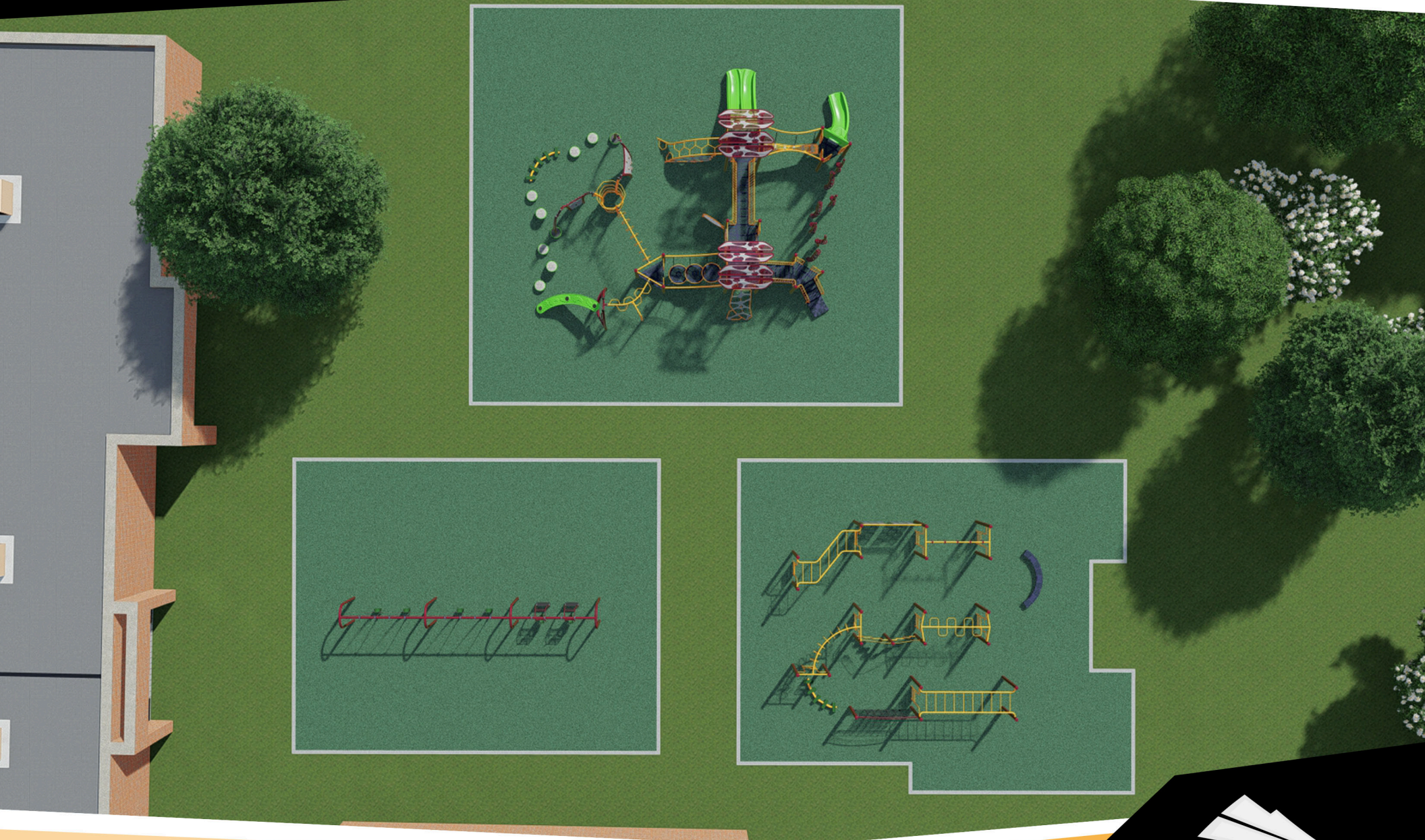
**Foothill Elementary School & Goleta Family School Playground-Project 104379-01-Opt 1
Santa Barbara, CA**

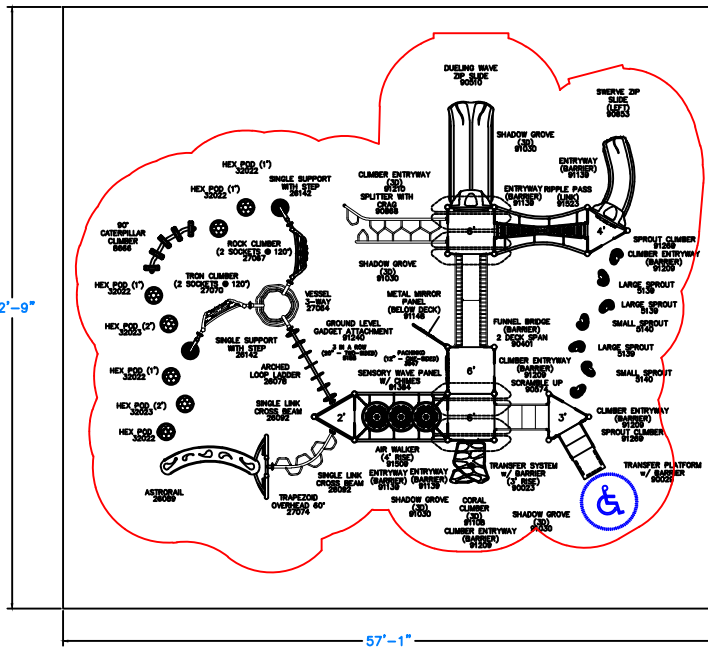


**Foothill Elementary School & Goleta Family School Playground-Project 104379-01-Opt 1
Santa Barbara, CA**



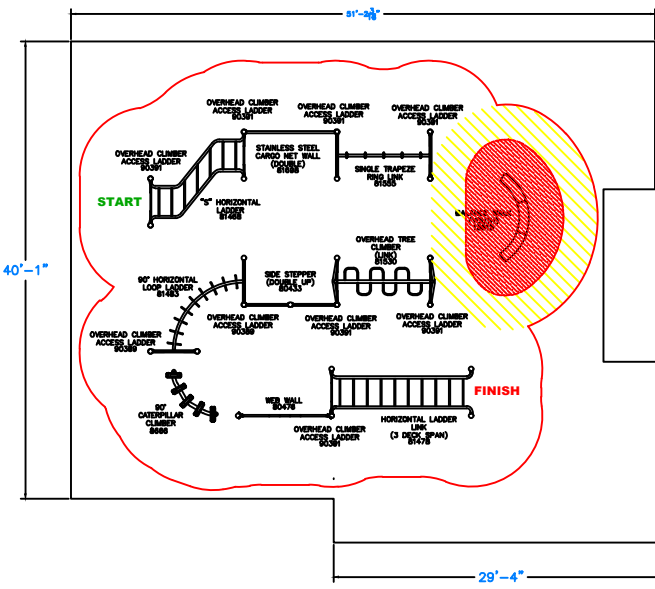
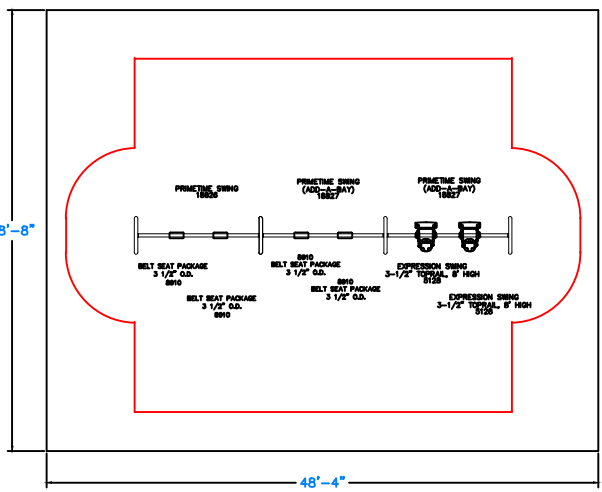
**Foothill Elementary School & Goleta Family School Playground-Project 104379-01-Opt 1
Santa Barbara, CA**



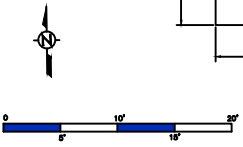



Area:Main
SF:3008
LF:220

Area:Main Swings
SF:1866
LF:174



Area:Physical Area
SF:2108
LF:202



 Sales Representative
Tyler Kyriopoulos
tyler@gwpark.com
435-760-5103

GameTime
A PLAYCORE COMPANY
150 PlayCore Drive SE
Fort Payne, AL 35967
www.gametime.com



Goleta USD
Foothill ES Main and Physical Area
Santa Barbara, CA
Representative
Great Western Recreation

This Unit includes play events and routes or travel specifically designed for special needs users. It is the opinion of the manufacturer that these play events and routes of travel conform to the accessibility requirements of the ADA (Americans with Disabilities Act)

Total Elevated Play Components	13	0	0
Total Elevated Play Components Accessible By Ramp	0	Required	0
Total Elevated Components Accessible By Transfer	9	Required	7
Total Accessible Ground Level Components Shown	20	Required	4
Total Different Types Of Ground Level Components	4	Required	3

This play equipment is recommended for children ages
5 - 12

Minimum Area Required:
Scale: NA
This drawing can be scaled only when in an 18" x 24" format

IMPORTANT: Soft resilient surfacing should be placed in the use zones of all equipment, as specified for each type of equipment, and at depths to meet the critical fall heights as specified by the U.S. consumer Product Safety Commission, ASTM standard F 1487 and Canadian Standard CAN/CSA-Z-614

Drawn By:
DP
Date:
9/2/21
Drawing Name:
104379-01-OPT 1

Area: Main Swings
 SF: 1866
 LF: 174



Area: Physical Area
 SF: 2108
 LF: 202



15'-10"

29'-4"



Area:Main
 SF:3008
 LF:220

52'-9"

57'-1"





GameTime C/O Great Western Recreation
 P.O. Box 680121
 Fort Payne, AL 35967
 Office: 435-245-5055 Fax: 435-245-5057
 www.gwpark.com

10/06/2021
 Quote #104379-01-01

Foothill Elementary School and Goleta Family School Playgrounds

Goleta Union School District
 Attn: Shawn Dahlen
 5701 Hollister Ave
 Goleta, CA 93117
 Phone: 805-681-1200
 sdahlen@goleta.k12.ca.us

Ship to Zip 93111

Quantity	Part #	Description	Unit Price	Amount
Kinder Area				
1	RDU	GameTime - Custom 2-5 Structure- <ul style="list-style-type: none"> Reference drawing #104379-01-OPT 1 	\$34,363.00	\$34,363.00
1	INSTALL	Install - Demolition and removal of existing play equipment in asphalt- Prevailing wage	\$3,760.00	\$3,760.00
949	INSTALL	Install - Excavation and removal of 949 SF of PIP 3" depth- Prevailing wages	\$2.66	\$2,524.34
949	INSTALL	Install - Excavation and removal of 949 Sf of existing asphalt and earth 7" depth- Prevailing wage	\$3.33	\$3,160.17
119	INSTALL	Install - Installation of new concrete curb 6"W x 8"H 119LF- Prevailing wage	\$46.00	\$5,474.00
1	INSTALL	Install - Installation of new play equipment Drawing #104379-01-Opt 1- Prevailing wage	\$6,525.00	\$6,525.00
949	INSTALL	Install - Construction of Substrate 949 Sf of compacted aggregate 4" depth- Prevailing wage	\$3.99	\$3,786.51
Kinder Swing Area				
1	RDU	GameTime - 2-5 Area Swings- <ul style="list-style-type: none"> Reference drawing #104379-01-OPT 1 	\$3,763.00	\$3,763.00
1	564	GameTime - Curved Balance Beam	\$791.00	\$791.00
2	6232	GameTime - Pod (1'-0")	\$347.00	\$694.00
1	INSTALL	Install - Demolition and removal of existing swings- Prevailing wage	\$878.00	\$878.00
1	INSTALL	Install - Demolition and removal of existing wood border 188LF- Prevailing wage	\$1,995.00	\$1,995.00
1530	INSTALL	Install - Excavation and removal of 1530 SF existing EWF 11" depth- Prevailing wage	\$2.66	\$4,069.80
1530	INSTALL	Install - Excavation and removal of 1530 SF of earth 7.5" depth- Prevailing wage	\$3.33	\$5,094.90
188	INSTALL	Install - Installation of new concrete curb 6"W x 8"H 188LF- Prevailing wage	\$46.00	\$8,648.00
1	INSTALL	Install - Installation of new swings 4 bay 7' height- Prevailing wage	\$3,588.00	\$3,588.00
1530	INSTALL	Install - Construction of Substrate 1530 SF of compacted aggregate 4" depth- Prevailing wage	\$3.99	\$6,104.70





GameTime C/O Great Western Recreation
 P.O. Box 680121
 Fort Payne, AL 35967
 Office: 435-245-5055 Fax: 435-245-5057
 www.gwpark.com

10/06/2021
 Quote #104379-01-01

Foothill Elementary School and Goleta Family School Playgrounds

Quantity	Part #	Description	Unit Price	Amount
1	INSTALL	Install - 6' high temporary fencing- Prevailing wage	\$1,995.00	\$1,995.00
		5-12 Area		
1	RDU	GameTime - Custom 5-12 Structure- <ul style="list-style-type: none"> Reference drawing #104379-01-OPT 1 	\$111,125.00	\$111,125.00
1	INSTALL	Install - Demolition of existing play equipment- Prevailing wage	\$4,996.00	\$4,996.00
3008	INSTALL	Install - Excavation and removal of 3008 SF of existing EWF 11" depth- Prevailing wage	\$2.00	\$6,016.00
1	INSTALL	Install - Installation of new playground Drawing #104379-01-Opt 1- Prevailing wage	\$19,318.00	\$19,318.00
3008	INSTALL	Install - Construction of Substrate compacted fill 4.5" depth 3008SF- Prevailing wage	\$2.33	\$7,008.64
3008	INSTALL	Install - Construction of Substrate 3008SF compacted aggregate 4" depth- Prevailing wage	\$3.33	\$10,016.64
		Swing Area		
1	RDU	GameTime - 5-12 Area Swings- <ul style="list-style-type: none"> Reference drawing #104379-01-OPT 1 	\$6,617.00	\$6,617.00
1	INSTALL	Install - Demolition of existing swings- Prevailing wage	\$2,445.00	\$2,445.00
1	INSTALL	Install - Demolition and removal of existing wood border 174 LF and ADA ramp- Prevailing wage	\$2,046.00	\$2,046.00
1866	INSTALL	Install - Excavation and removal of 1866 SF of existing EWF 11" depth- Prevailing wage	\$2.99	\$5,579.34
1866	INSTALL	Install - Excavation and removal of 1866 SF of earth 7.5 depth- Prevailing wage	\$2.99	\$5,579.34
174	INSTALL	Install - Installation of new concrete curb 6"w x 8"H 174 LF- Prevailing wage	\$46.00	\$8,004.00
1	INSTALL	Install - Installation of new 3 bay swings- Prevailing wage	\$4,200.00	\$4,200.00
1866	INSTALL	Install - Construction of Substrate 1866 SF compacted aggregate 4" depth- Prevailing wage	\$3.99	\$7,445.34
		Physical Play Area		
1	RDU	GameTime - Kidcourse 1700- <ul style="list-style-type: none"> Reference drawing #104379-01-OPT 1 	\$28,217.00	\$28,217.00
1	INSTALL	Install - Demolition and removal of existing play equipment- Prevailing wage	\$2,455.00	\$2,455.00



GameTime C/O Great Western Recreation
 P.O. Box 680121
 Fort Payne, AL 35967
 Office: 435-245-5055 Fax: 435-245-5057
 www.gwpark.com

10/06/2021
 Quote #104379-01-01

Foothill Elementary School and Goleta Family School Playgrounds

Quantity	Part #	Description	Unit Price	Amount
1	INSTALL	Install - Demolition and removal of existing wood border 202LF and ADA ramp- Prevailing wage	\$2,455.00	\$2,455.00
2108	INSTALL	Install - Excavation and removal of 2108SF of EWF 11" depth- Prevailing wage	\$2.66	\$5,607.28
2108	INSTALL	Install - Excavation and removal of existing earth 2108 SF 7.5" depth- Prevailing wage	\$2.99	\$6,302.92
202	INSTALL	Install - Installation of new curb 6"W x 8"H 202LF- Prevailing wage	\$46.00	\$9,292.00
1	INSTALL	Install - Installation of new play equipment Drawing #104379-01-Opt 1- Prevailing wage	\$4,996.00	\$4,996.00
2108	INSTALL	Install - Construction of Substrate 2108 SF of compacted aggregate 4" depth- Prevailing wage	\$3.99	\$8,410.92
8631	PIP	GT-Impax - Poured in Place Surfacing, Delivered and Installed- *List price, \$244,825.68, discounted per Omnia contract* 8,631 Total Sq Ft Main = 3008 sf, 8' CFH Swings = 1866 sf, 8' CFH Play 2108 sf, 8' CFH Kinder = 119 sf, 6' CFH Kinder Swings = 1530 sf, 8' CFH ALL to include 50/50 standard epdm and black - tbd Does not include any TTA pads Aromatic Binder, Prevailing Wages Based on good job access, no design	\$23.26	\$200,757.06
Contract: OMNIA			Sub Total	\$566,103.90
			Discount	(\$40,921.63)
			Material Surcharge	\$25,939.87
			Freight	\$8,850.00
			Tax	\$13,220.59
			Total	\$573,192.73

Comments

Your Sales Rep is Tyler Kyriopoulos. Please reach out to Tyler at 435-760-5103 if you should have any questions regarding this quote.

Pricing is subject to change. Request updated pricing when purchasing from quotes more than 30 days old.

****Material Surcharge reflects raw material price increase****

Shipping to Site Address:
 711 Ribera Drive
 Santa Barbara, UT 93111

*Freight charges are based on listed zip code and are subject to change if shipping information changes.

Prevailing wage

Omnia #5348917





GameTime C/O Great Western Recreation
P.O. Box 680121
Fort Payne, AL 35967
Office: 435-245-5055 Fax: 435-245-5057
www.gwpark.com

10/06/2021
Quote #104379-01-01

Foothill Elementary School and Goleta Family School Playgrounds

Remit Payment to:

GameTime
P.O. Box 680121
Fort Payne, AL 35968

Taxes:

All applicable taxes will be added at time of invoicing unless otherwise included or a tax-exempt certificate is provided.
If sales tax exempt, you must provide a copy of certificate to be considered exempt.

Prices:

FOB Factory.

Orders:

All orders shall be in writing by purchase order, contract, or similar document made out to PlayCore Wisconsin Inc., dba GameTime.
Standard GameTime equipment orders over \$100,000 may require a deposit of 25% at the time of order and an additional 25% at or before order ships.
Standard orders with equipment, installation and surfacing are requested to be split billed.
Equipment, Taxes & Freight as noted above
Installation and Surfacing billed as completed and Due Upon Receipt.

Terms:

Cash With Order Discount-(CWO)-Orders for GameTime equipment paid in full at time of order via check, Electronic Funds Transfer (ACH or wire) are eligible for a three percent (3%) cash with order discount.
Credit terms are Net 30 days, subject to approval by the GameTime Credit Manager. A completed credit application must be submitted and approved prior to the order being received. Please allow at minimum 2 days for the credit review process. GameTime may also require:
Completed Project Information Sheet (if applicable)
Copies of Payment and Performance Bonds (if applicable)
A 1.5% per month finance charge will be imposed on all past due invoices.
Retainage not accepted.
Orders under \$5,000 require payment with order.

DIR# 1000015526 CSLB#855664

INSTALLATION CONDITIONS:

- **ACCESS:** Site should be clear, level and allow for unrestricted access of trucks and machinery.
- **STORAGE:** Customer is responsible for providing a secure location to off-load and store the equipment during the installation process. Once equipment has delivered to the site, the owner is responsible should theft or vandalism occur unless other arrangements are made and noted on the quotation.
- **FOOTER EXCAVATION:** Installation pricing is based on footer excavation through earth/soil only. Customer shall be responsible for unknown conditions such as buried utilities (public & private), tree stumps, rock, or any concealed materials or conditions that may result in additional labor or materials cost.
- **UTILITIES:** Owner is responsible for locating any private utilities.
- **ADDITIONAL COSTS:** Pricing is based on a single mobilization for installation unless otherwise noted. Price includes ONLY what is stated in this quotation. If additional site work or specialized equipment is required, pricing is subject to change.



GameTime C/O Great Western Recreation
P.O. Box 680121
Fort Payne, AL 35967
Office: 435-245-5055 Fax: 435-245-5057
www.gwpark.com

10/06/2021
Quote #104379-01-01

Foothill Elementary School and Goleta Family School Playgrounds

ACCEPTANCE OF QUOTATION:

Acceptance of this proposal indicates your agreement to the terms and conditions stated herein.

Accepted By (printed): _____ Title: _____

Telephone: _____ Fax: _____

P.O. Number: _____ Date: _____

Purchase Amount: **\$573,192.73**

SALES TAX EXEMPTION CERTIFICATE #: _____ FEIN# _____

(PLEASE PROVIDE A COPY OF CERTIFICATE)

Salesperson's Signature Customer Signature

DIR Project # (California only) _____





GameTime C/O Great Western Recreation
P.O. Box 680121
Fort Payne, AL 35967
Office: 435-245-5055 Fax: 435-245-5057
www.gwpark.com

10/06/2021
Quote #104379-01-01

Foothill Elementary School and Goleta Family School Playgrounds

Customer Order Info:

BILLING INFORMATION:

Bill to: _____

Contact: _____

Address: _____

Address: _____

City, State: _____ Zip: _____

Tel: _____ Fax: _____

E-mail: _____

SHIPPING INFORMATION (IF DIFFERENT FROM ABOVE):

Ship to: _____

Contact: _____

Address: _____

Address: _____

City, State: _____ Zip: _____

Tel: _____ Fax: _____

E-mail: _____

Hollister Elementary School

**Hollister Elementary School Kinder Playground-Project 104524-01-Opt 1
Santa Barbara, CA**



**Hollister Elementary School Kinder Playground-Project 104524-01-Opt 1
Santa Barbara, CA**



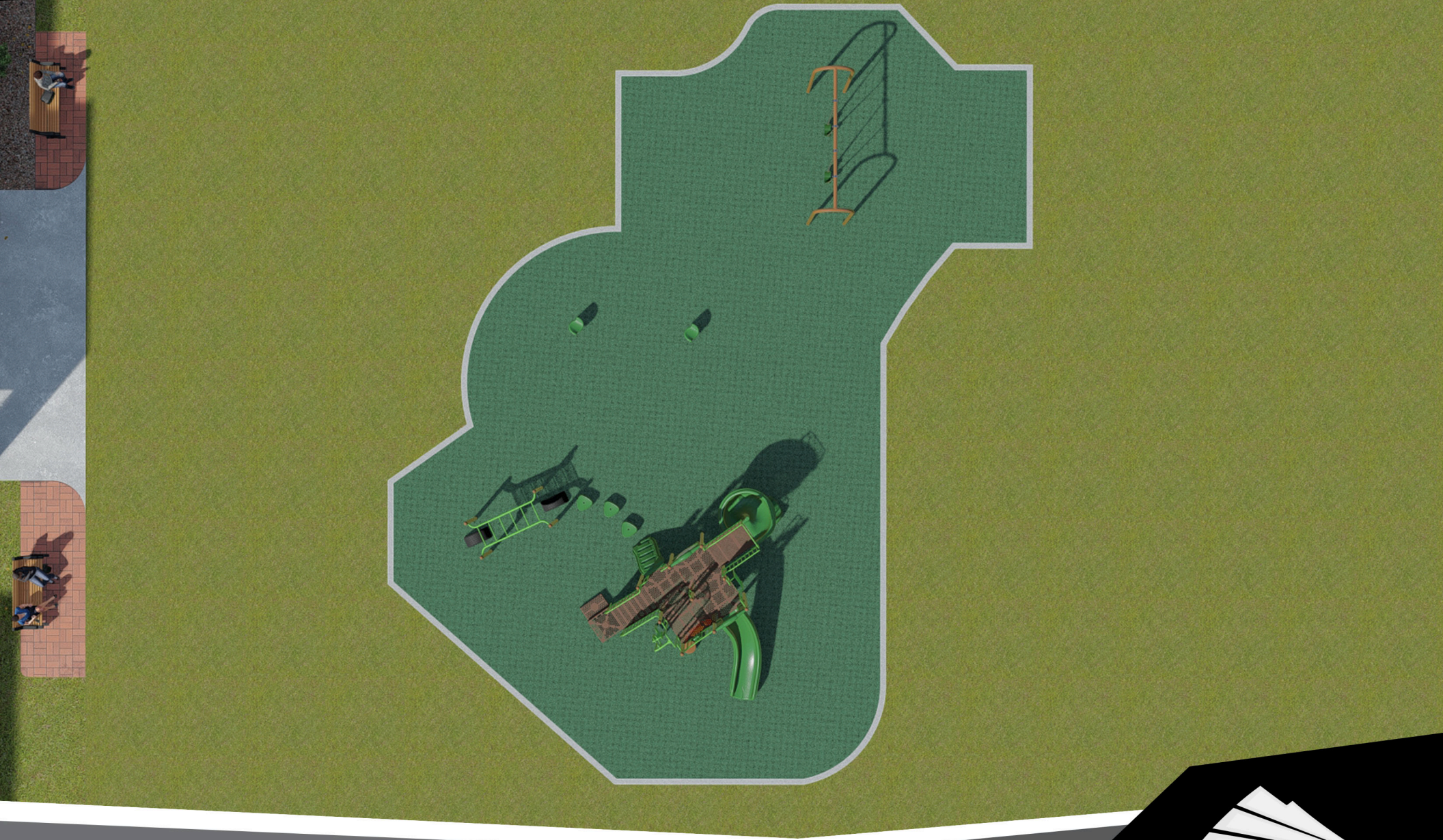
**Hollister Elementary School Kinder Playground-Project 104524-01-Opt 1
Santa Barbara, CA**

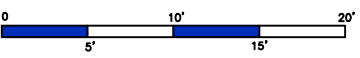
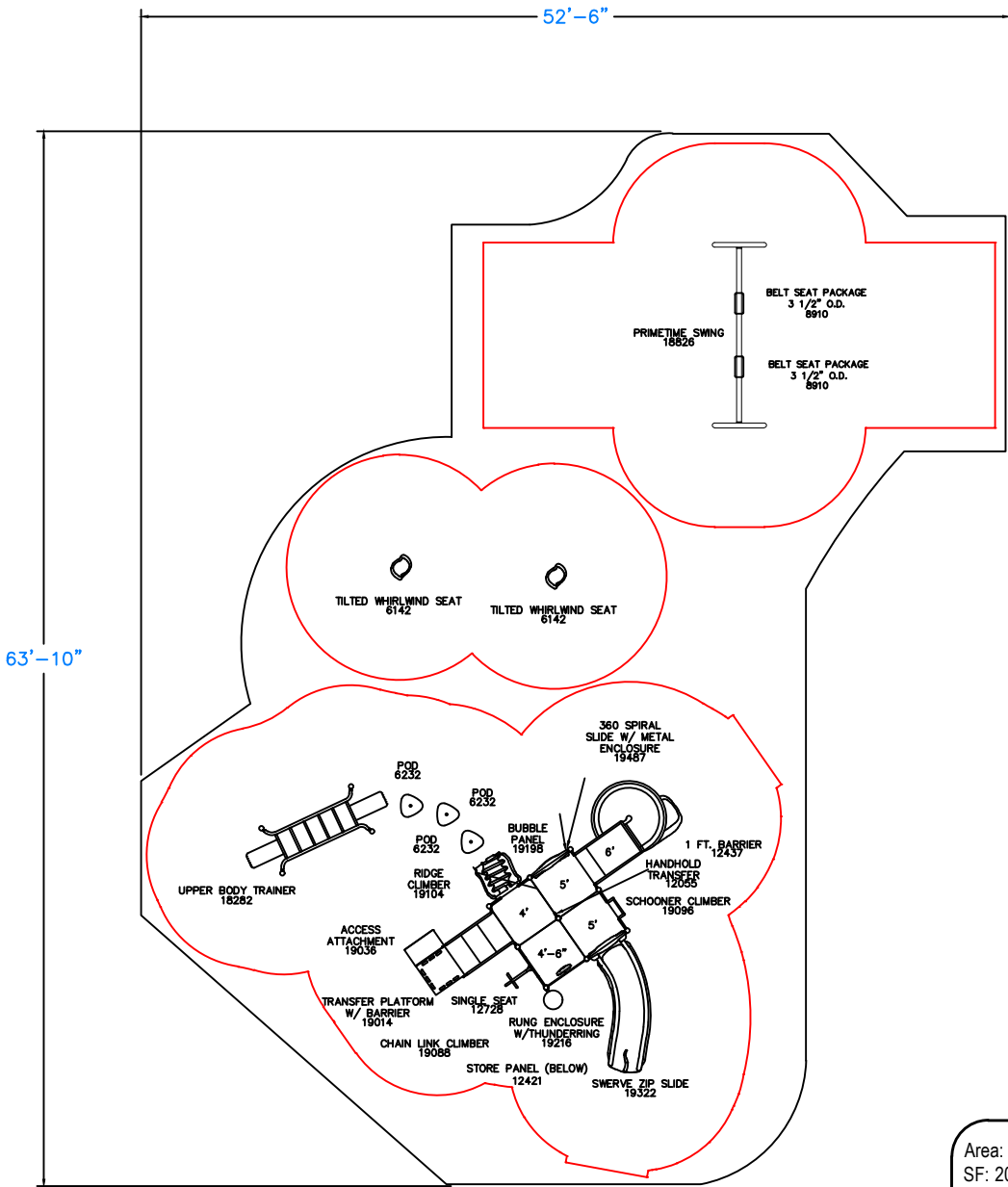


**Hollister Elementary School Kinder Playground-Project 104524-01-Opt 1
Santa Barbara, CA**



**Hollister Elementary School Kinder Playground-Project 104524-01-Opt 1
Santa Barbara, CA**





Area:
SF: 2070
LF: 200

 Sales Representative
Tyler Kyriopoulos
tyler@gwpark.com
435-760-5103

GameTime
PLAYCORE
150 PlayCore Drive SE
Fort Payne, AL 35967
www.gametime.com



Goleta USD
Hollister Elementary
Santa Barbara, CA
Representative
Great Western Recreation

This Unit includes play events and routes or travel specifically designed for special needs users. It is the opinion of the manufacturer that these play events and routes of travel conform to the accessibility requirements of the ADA (Americans with Disabilities Act)


Total Elevated Play Components	7	-	Required	-
Total Elevated Play Components Accessible By Ramp	6	-	Required	4
Total Elevated Components Accessible By Transfer	6	-	Required	2
Total Accessible Ground Level Components Shown	10	-	Required	2
Total Different Types Of Ground Level Components	6	-	Required	2

This play equipment is recommended for children ages
2-5

Minimum Area Required:
Scale:
This drawing can be scaled only when in an 18" x 24" format

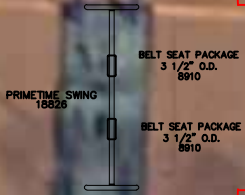
IMPORTANT: Soft resilient surfacing should be placed in the use zones of all equipment, as specified for each type of equipment, and at depths to meet the critical fall heights as specified by the U.S. consumer Product Safety Commission, ASTM standard F 1487 and Canadian Standard CAN/CSA-Z-614

Drawn By:
TC
Date:
8/31/21
Drawing Name:
104524-01-Opt 1KP



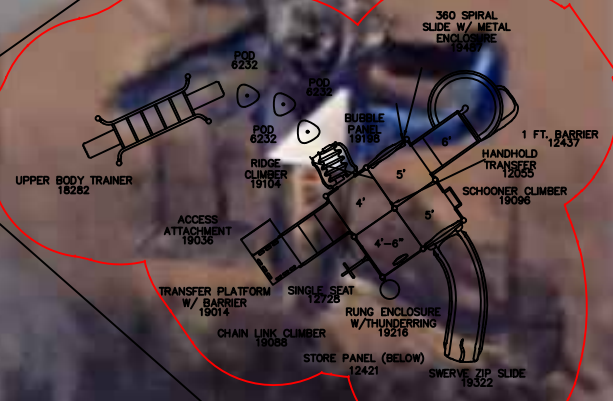
52'-6"

63'-10"



TILTED WHIRLWIND SEAT
6142

TILTED WHIRLWIND SEAT
6142



**Hollister Elementary School Main Playground-Project 104524-01-Opt 1
Santa Barbara, CA**



**Hollister Elementary School Main Playground-Project 104524-01-Opt 1
Santa Barbara, CA**



**Hollister Elementary School Main Playground-Project 104524-01-Opt 1
Santa Barbara, CA**



**Hollister Elementary School Main Playground-Project 104524-01-Opt 1
Santa Barbara, CA**

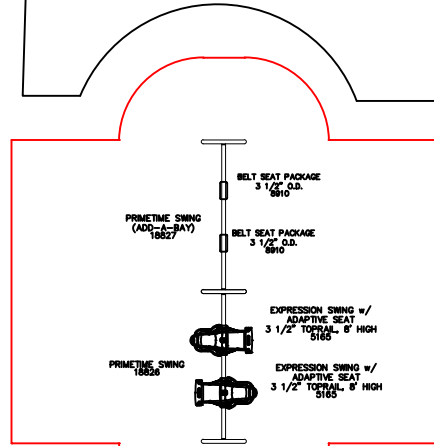
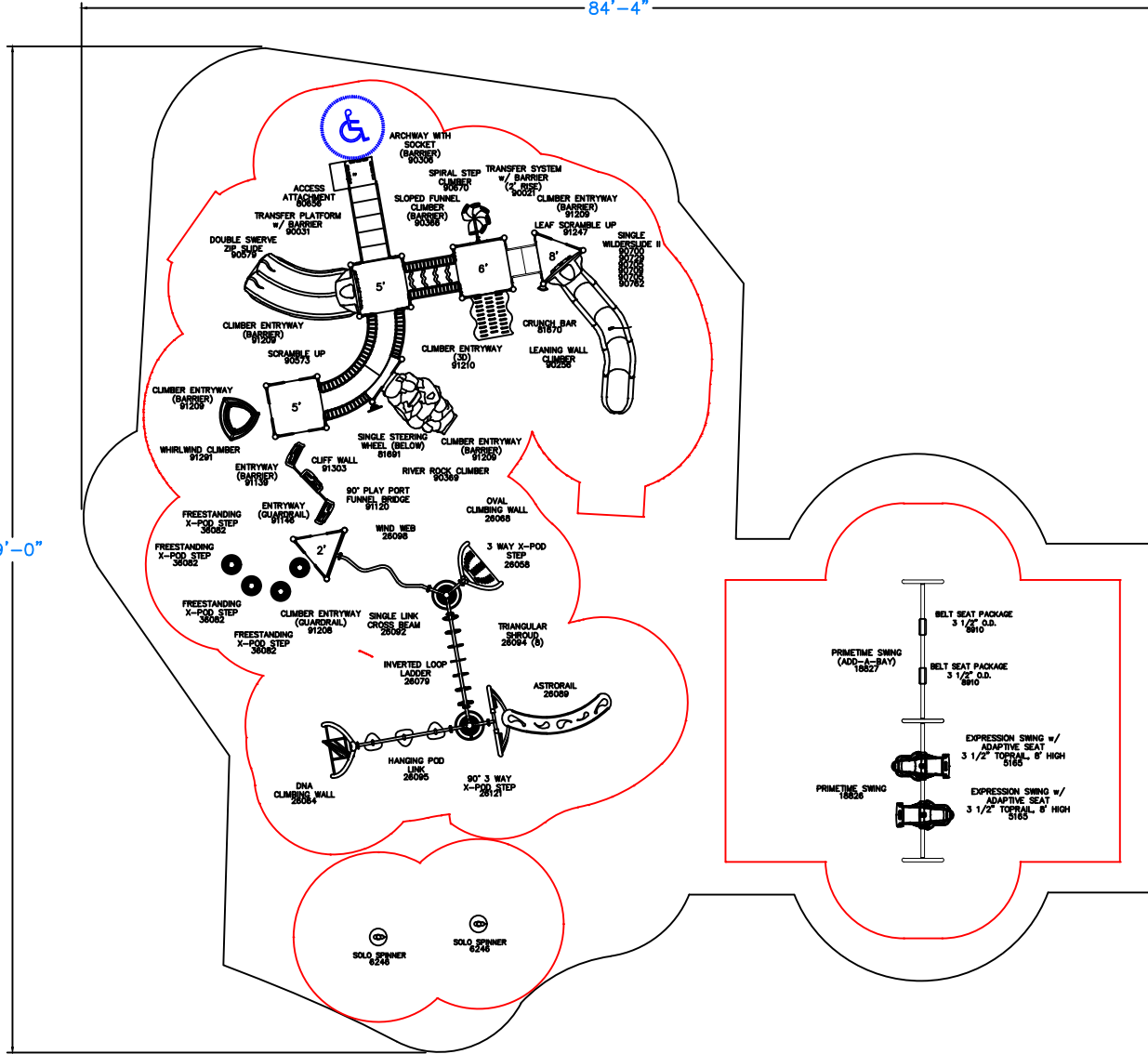


**Hollister Elementary School Main Playground-Project 104524-01-Opt 1
Santa Barbara, CA**



84'-4"

79'-0"



Area:
SF: 4265
LF: 300



Sales Representative
Tyler Kyriopoulos
tyler@gwpark.com
435-760-5103

GameTime
A PLAYCORE COMPANY
150 PlayCore Drive SE
Fort Payne, AL 35967
www.gametime.com



Goleta USD
Hollister Elementary
Santa Barbara, CA
Representative
Great Western Recreation

This Unit includes play events and routes or travel specifically designed for special needs users. It is the opinion of the manufacturer that these play events and routes of travel conform to the accessibility requirements of the ADA (Americans with Disabilities Act)

Total Elevated Play Components	11	Required	-
Total Elevated Play Components Accessible By Ramp	9	Required	6
Total Elevated Components Accessible By Transfer	18	Required	4
Total Accessible Ground Level Components Shown	7	Required	3

This play equipment is recommended for children ages
5 - 12

Minimum Area Required:
Scale:
This drawing can be scaled only when in an 18" x 24" format

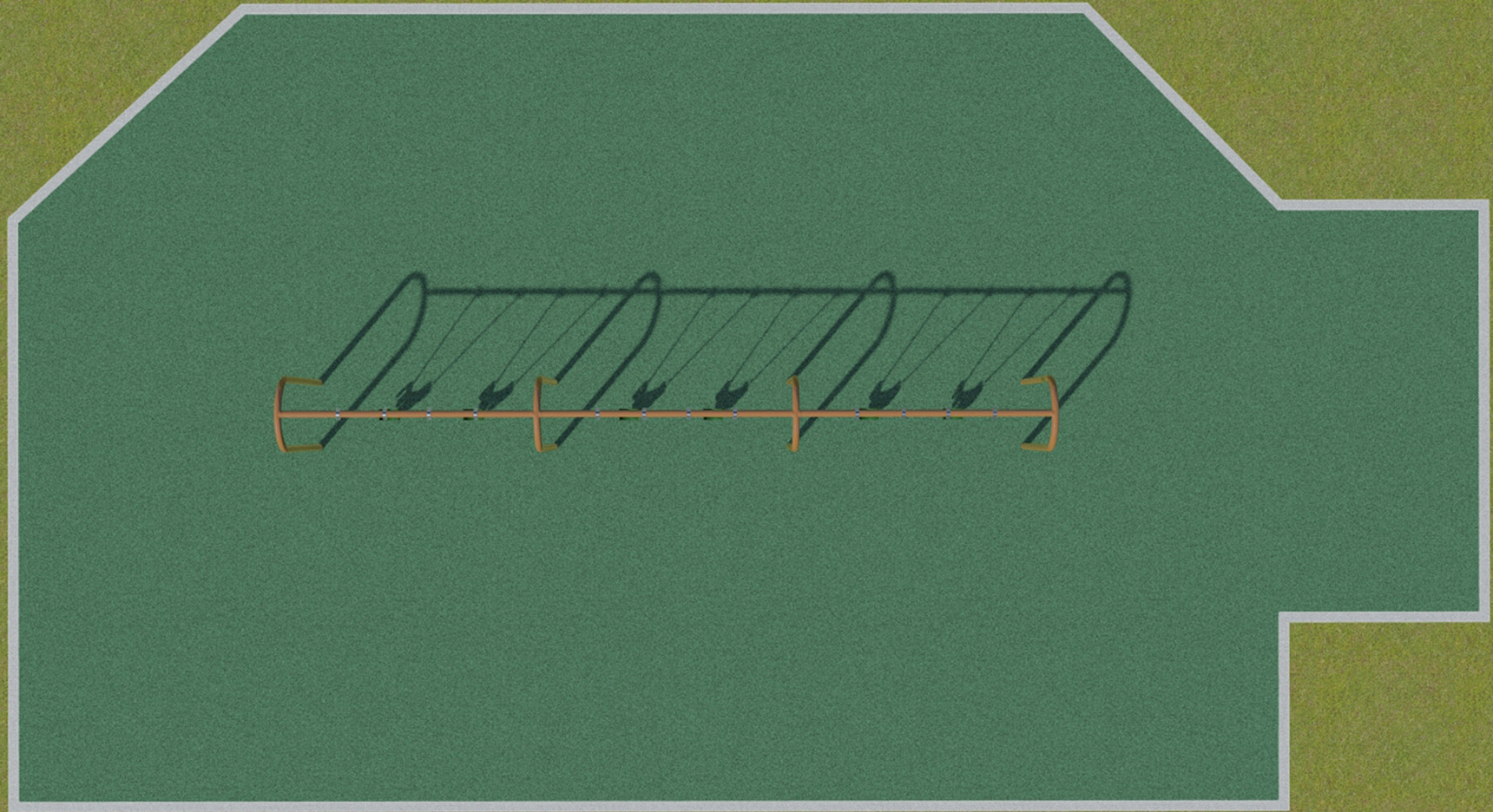
IMPORTANT: Soft resilient surfacing should be placed in the use zones of all equipment, as specified for each type of equipment, and at depths to meet the critical fall heights as specified by the U.S. consumer Product Safety Commission, ASTM Standard F 1487 and Canadian Standard CAN/CSA-Z-614

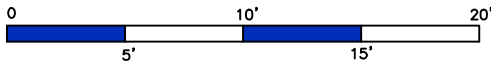
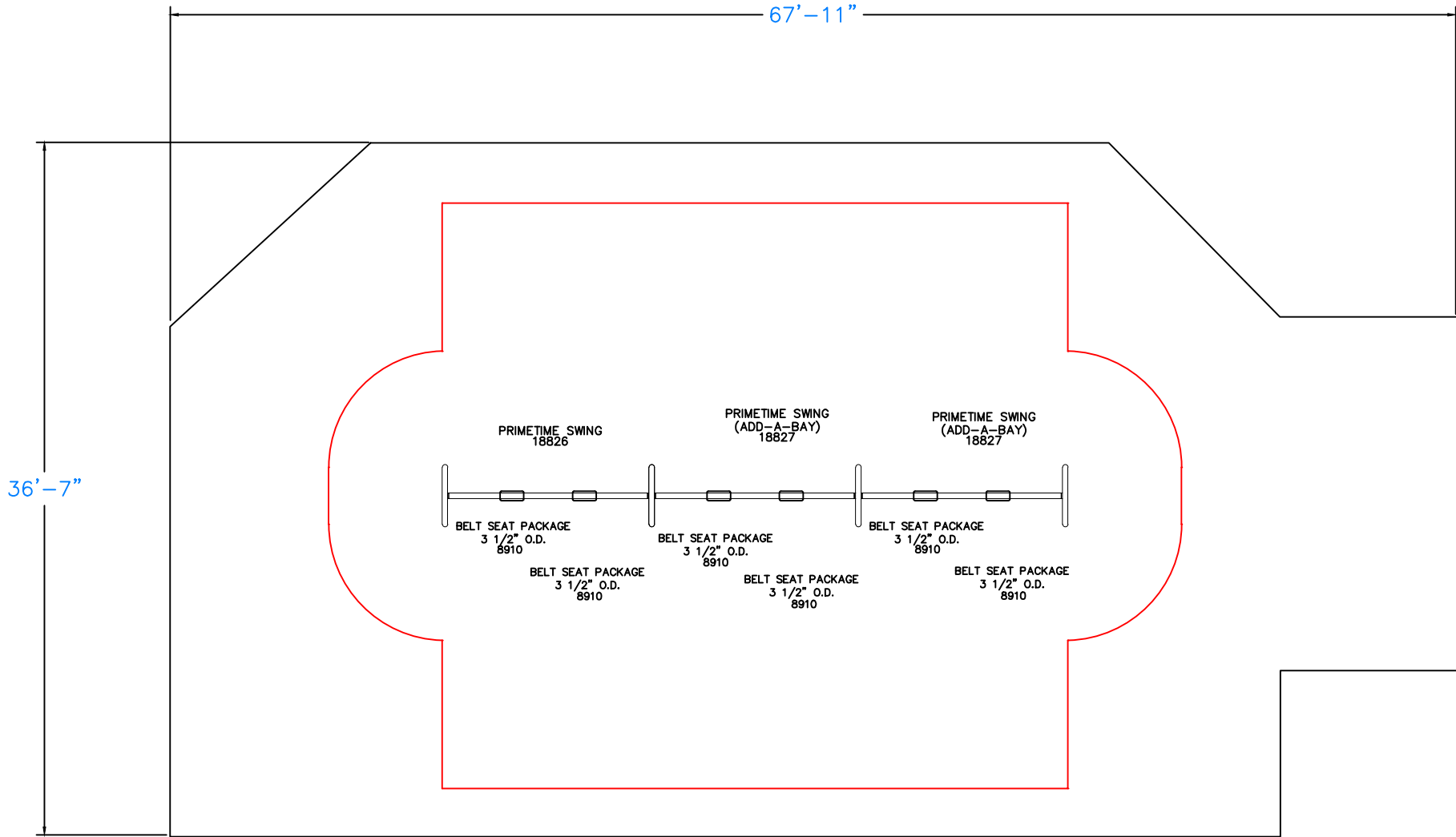
Drawn By:
TC
Date:
8/31/21
Drawing Name:
104524-01-Opt 1

**Hollister Elementary School Swings-Project 104524-01-Opt 1
Santa Barbara, CA**



**Hollister Elementary School Swings-Project 104524-01-Opt 1
Santa Barbara, CA**





Area:
SF: 2240
LF: 200


Sales Representative
Tyler Kyriopoulos
tyler@gwpark.com
435-760-5103

GameTime
APLACERT
150 PlayCore Drive SE
Fort Payne, AL 35967
www.gametime.com



Goleta USD
Hollister Elementary
Santa Barbara, CA
Representative
Great Western Recreation

This Unit includes play events and routes or travel specifically designed for special needs users. It is the opinion of the manufacturer that these play events and routes of travel conform to the accessibility requirements of the ADA (Americans with Disabilities Act)

Total Elevated Play Components	-	Required	-
Total Elevated Play Components Accessible By Ramp	-	Required	-
Total Elevated Components Accessible By Transfer	-	Required	-
Total Accessible Ground Level Components Shown	4	Required	-
Total Different Types Of Ground Level Components	1	Required	-

This play equipment is recommended for children ages
5-12

Minimum Area Required:
Scale:
This drawing can be scaled only when in an 18" x 24" format

IMPORTANT: Soft resilient surfacing should be placed in the use zones of all equipment, as specified for each type of equipment, and at depths to meet the critical fall heights as specified by the U.S. consumer Product Safety Commission, ASTM standard F 1487 and Canadian Standard CAN/CSA-Z-614

Drawn By:
TC
Date:
8/31/21
Drawing Name:
104524-01-Opt 1S



36'-7"

67'-11"

PRIME TIME SWING
18826

PRIME TIME SWING
(ADD-6-2AY)
18827

PRIME TIME SWING
(ADD-6-2AY)
18827

BELT SEAT PACKAGE
3 1/2" O.D.
6810

BELT SEAT PACKAGE
3 1/2" O.D.
6810

BELT SEAT PACKAGE
3 1/2" O.D.
6810

BELT SEAT PACKAGE
3 1/2" O.D.
6810

BELT SEAT PACKAGE
3 1/2" O.D.
6810

BELT SEAT PACKAGE
3 1/2" O.D.
6810



GameTime C/O Great Western Recreation
 P.O. Box 680121
 Fort Payne, AL 35967
 Office: 435-245-5055 Fax: 435-245-5057
 www.gwpark.com

10/07/2021
 Quote #104524-01-01

Hollister Elementary Playgrounds

Goleta Union School District
 Attn: Shawn Dahlen
 5701 Hollister Ave
 Goleta, CA 93117
 Phone: 805-681-1200
 sdahlen@goleta.k12.ca.us

Ship to Zip 93111

Quantity	Part #	Description	Unit Price	Amount
1	-	--- - Kinder Play Area		
1	RDU	GameTime - Custom 2-5 Playground- <ul style="list-style-type: none"> Reference Drawing 104524-01-Option 1 	\$27,636.00	\$27,636.00
2	6142	GameTime - Whirlwind Seat Tilted (F/S)	\$679.00	\$1,358.00
1	RDU	GameTime - Kinder Swing Set- <ul style="list-style-type: none"> Reference Drawing 104524-01-Option 2 	\$1,819.00	\$1,819.00
1	-	--- - Main Play Area		
1	RDU	GameTime - Custom 5-12 Playground- <ul style="list-style-type: none"> Reference Drawing 104524-01-01 	\$79,691.00	\$79,691.00
2	6246	GameTime - Solo Spinner	\$1,660.00	\$3,320.00
1	RDU	GameTime - Main Area Swing Set- <ul style="list-style-type: none"> Reference Drawing 104524-01-Option 1 	\$4,471.00	\$4,471.00
1	-	--- - Lone Swing Set		
1	RDU	GameTime - Swing Set- <ul style="list-style-type: none"> Reference Drawing 104524-01-01 	\$6,633.00	\$6,633.00
8575	PIP	GT-Impax - Poured In Place Rubber Surfacing- **List Price \$243,864.63, discounted per Omnia Contract 8,575 Total Sq Ft Main = 4265 sf, 8' CFH Swings = 2240 sf, 8' CFH Kinder = 2070 sf, 8' CFH ALL to include 50/50 standard epdm and black - tbd Does not include any TTA pads Aromatic Binder <ul style="list-style-type: none"> Prevailing Wages 	\$23.32	\$199,969.00
1	-	--- - Main Play Area Installation		
1	INSTALL	Install - Demolition and removal of play equipment in existing asphalt- <ul style="list-style-type: none"> Prevailing Wages 	\$5,670.00	\$5,670.00





GameTime C/O Great Western Recreation
 P.O. Box 680121
 Fort Payne, AL 35967
 Office: 435-245-5055 Fax: 435-245-5057
 www.gwpark.com

10/07/2021
 Quote #104524-01-01

Hollister Elementary Playgrounds

Quantity	Part #	Description	Unit Price	Amount
4265	INSTALL	Install - Excavation and removal of 4265 SF of PIP 3" depth- <ul style="list-style-type: none"> • Prevailing Wages 	\$2.33	\$9,937.45
4265	INSTALL	Install - Excavation and removal of 4265 SF of existing asphalt and earth 7.5" depth- <ul style="list-style-type: none"> • Prevailing Wages 	\$2.99	\$12,752.35
300	INSTALL	Install - Installation of new concrete curb 6"W x 8"H 300LF- <ul style="list-style-type: none"> • Prevailing Wages 	\$45.18	\$13,554.00
1	INSTALL	Install - Installation of new play equipment in area Drawing #104524-01-opt 1- <ul style="list-style-type: none"> • Prevailing Wages 	\$13,530.00	\$13,530.00
4265	INSTALL	Install - Construction of Substrate 4265 SF of compacted aggregate 4" depth- <ul style="list-style-type: none"> • Prevailing Wages 	\$3.99	\$17,017.35
1	-	--- - Swing Area Installation		
1	INSTALL	Install - Demolition and removal of existing swings- <ul style="list-style-type: none"> • Prevailing Wages 	\$2,555.00	\$2,555.00
1	INSTALL	Install - Demolition and removal of existing wood border 200LF and ADA ramp- <ul style="list-style-type: none"> • Prevailing Wages 	\$2,445.00	\$2,445.00
2240	INSTALL	Install - Excavation and removal of 2240 SF of existing EWF 11" depth- <ul style="list-style-type: none"> • Prevailing Wages 	\$2.33	\$5,219.20
2240	INSTALL	Install - Excavation and removal of 2240 SF of earth 7.5" depth- <ul style="list-style-type: none"> • Prevailing Wages 	\$2.99	\$6,697.60
200	INSTALL	Install - Installation of new concrete curb 6"W x 8"H 200LF- <ul style="list-style-type: none"> • Prevailing Wages 	\$45.18	\$9,036.00
1	INSTALL	Install - Installation of new 3 bay swings- <ul style="list-style-type: none"> • Prevailing Wages 	\$2,980.00	\$2,980.00
2240	INSTALL	Install - Construction of Substrate 2240 SF of compacted aggregate 4" depth- <ul style="list-style-type: none"> • Prevailing Wages 	\$3.99	\$8,937.60
1	-	--- - Kinder Area Installation		



GameTime C/O Great Western Recreation
 P.O. Box 680121
 Fort Payne, AL 35967
 Office: 435-245-5055 Fax: 435-245-5057
 www.gwpark.com

10/07/2021
 Quote #104524-01-01

Hollister Elementary Playgrounds

Quantity	Part #	Description	Unit Price	Amount
1	INSTALL	Install - Demolition and removal of existing play equipment in existing asphalt- <ul style="list-style-type: none"> • Prevailing Wages 	\$5,000.00	\$5,000.00
2070	INSTALL	Install - Excavation and removal of 2070 SF of PIP 3" depth- <ul style="list-style-type: none"> • Prevailing Wages 	\$2.66	\$5,506.20
2070	INSTALL	Install - Excavation and removal of 2070 SF of existing asphalt and earth 7.5" depth- <ul style="list-style-type: none"> • Prevailing Wages 	\$2.99	\$6,189.30
200	INSTALL	Install - Installation of new concrete curb 6"W x 8"H 200LF- <ul style="list-style-type: none"> • Prevailing Wages 	\$45.18	\$9,036.00
1	INSTALL	Install - Installation of new play equipment Drawing #104524-01-Opt 1- <ul style="list-style-type: none"> • Prevailing Wages 	\$8,640.00	\$8,640.00
2070	INSTALL	Install - Construction of Substrate 2070 SF of compacted aggregate 4" depth- <ul style="list-style-type: none"> • Prevailing Wages 	\$3.99	\$8,259.30
1	INSTALL	Install - 6' high temporary fencing- <ul style="list-style-type: none"> • Prevailing Wages 	\$1,995.00	\$1,995.00
Contract: OMNIA			Sub Total	\$479,854.35
			Discount	(\$27,452.88)
			Material Surcharge	\$17,634.26
			Freight	\$5,900.00
			Tax	\$8,920.98
			Total	\$484,856.71

Comments

Your Sales Rep is Tyler Kyriopoulos. Please reach out to Tyler at 435-760-5103 if you should have any questions regarding this quote.

***Quotes are not valid after 30 days. Must get updated pricing to order if past 30 days from date of the quote.

Material Surcharge reflects raw material price increase

Shipping to Site:
 4950 Anita Lane
 Santa Barbara, CA 93111

*Freight charges are based on listed zip code and are subject to change if shipping information changes.

Prevailing wages

OMNIA Contract #5348917





GameTime C/O Great Western Recreation
P.O. Box 680121
Fort Payne, AL 35967
Office: 435-245-5055 Fax: 435-245-5057
www.gwpark.com

10/07/2021
Quote #104524-01-01

Hollister Elementary Playgrounds

Remit Payment to:

GameTime
P.O. Box 680121
Fort Payne, AL 35968

Taxes:

All applicable taxes will be added at time of invoicing unless otherwise included or a tax-exempt certificate is provided. If sales tax exempt, you must provide a copy of certificate to be considered exempt.

Prices:

FOB Factory.

Orders:

All orders shall be in writing by purchase order, contract, or similar document made out to PlayCore Wisconsin Inc., dba GameTime. Standard GameTime equipment orders over \$100,000 may require a deposit of 25% at the time of order and an additional 25% at or before order ships. Standard orders with equipment, installation and surfacing are requested to be split billed. Equipment, Taxes & Freight as noted above. Installation and Surfacing billed as completed and Due Upon Receipt.

Terms:

Cash With Order Discount-(CWO)-Orders for GameTime equipment paid in full at time of order via check, Electronic Funds Transfer (ACH or wire) are eligible for a three percent (3%) cash with order discount. Credit terms are Net 30 days, subject to approval by the GameTime Credit Manager. A completed credit application must be submitted and approved prior to the order being received. Please allow at minimum 2 days for the credit review process. GameTime may also require: Completed Project Information Sheet (if applicable) Copies of Payment and Performance Bonds (if applicable) A 1.5% per month finance charge will be imposed on all past due invoices. Retainage not accepted. Orders under \$5,000 require payment with order.

DIR# 1000015526 CSLB#855664

INSTALLATION CONDITIONS:

- **ACCESS:** Site should be clear, level and allow for unrestricted access of trucks and machinery.
- **STORAGE:** Customer is responsible for providing a secure location to off-load and store the equipment during the installation process. Once equipment has delivered to the site, the owner is responsible should theft or vandalism occur unless other arrangements are made and noted on the quotation.
- **FOOTER EXCAVATION:** Installation pricing is based on footer excavation through earth/soil only. Customer shall be responsible for unknown conditions such as buried utilities (public & private), tree stumps, rock, or any concealed materials or conditions that may result in additional labor or materials cost.
- **UTILITIES:** Owner is responsible for locating any private utilities.
- **ADDITIONAL COSTS:** Pricing is based on a single mobilization for installation unless otherwise noted. Price includes ONLY what is stated in this quotation. If additional site work or specialized equipment is required, pricing is subject to change.



GameTime C/O Great Western Recreation
P.O. Box 680121
Fort Payne, AL 35967
Office: 435-245-5055 Fax: 435-245-5057
www.gwpark.com

10/07/2021
Quote #104524-01-01

Hollister Elementary Playgrounds

ACCEPTANCE OF QUOTATION:

Acceptance of this proposal indicates your agreement to the terms and conditions stated herein.

Accepted By (printed): _____ Title: _____

Telephone: _____ Fax: _____

P.O. Number: _____ Date: _____

Purchase Amount: **\$484,856.71**

SALES TAX EXEMPTION CERTIFICATE #: _____ FEIN# _____

(PLEASE PROVIDE A COPY OF CERTIFICATE)

Salesperson's Signature Customer Signature

DIR Project # (California only) _____



GameTime C/O Great Western Recreation
P.O. Box 680121
Fort Payne, AL 35967
Office: 435-245-5055 Fax: 435-245-5057
www.gwpark.com

10/07/2021
Quote #104524-01-01

Hollister Elementary Playgrounds

Customer Order Info:

BILLING INFORMATION:

Bill to: _____

Contact: _____

Address: _____

Address: _____

City, State: _____ Zip: _____

Tel: _____ Fax: _____

E-mail: _____

SHIPPING INFORMATION (IF DIFFERENT FROM ABOVE):

Ship to: _____

Contact: _____

Address: _____

Address: _____

City, State: _____ Zip: _____

Tel: _____ Fax: _____

E-mail: _____

Isla Vista Elementary School

**Isla Vista Elementary School Kinder Playground- Project 104347-01-Opt 1
Goleta, CA**



**Isla Vista Elementary School Kinder Playground- Project 104347-01-Opt 1
Goleta, CA**



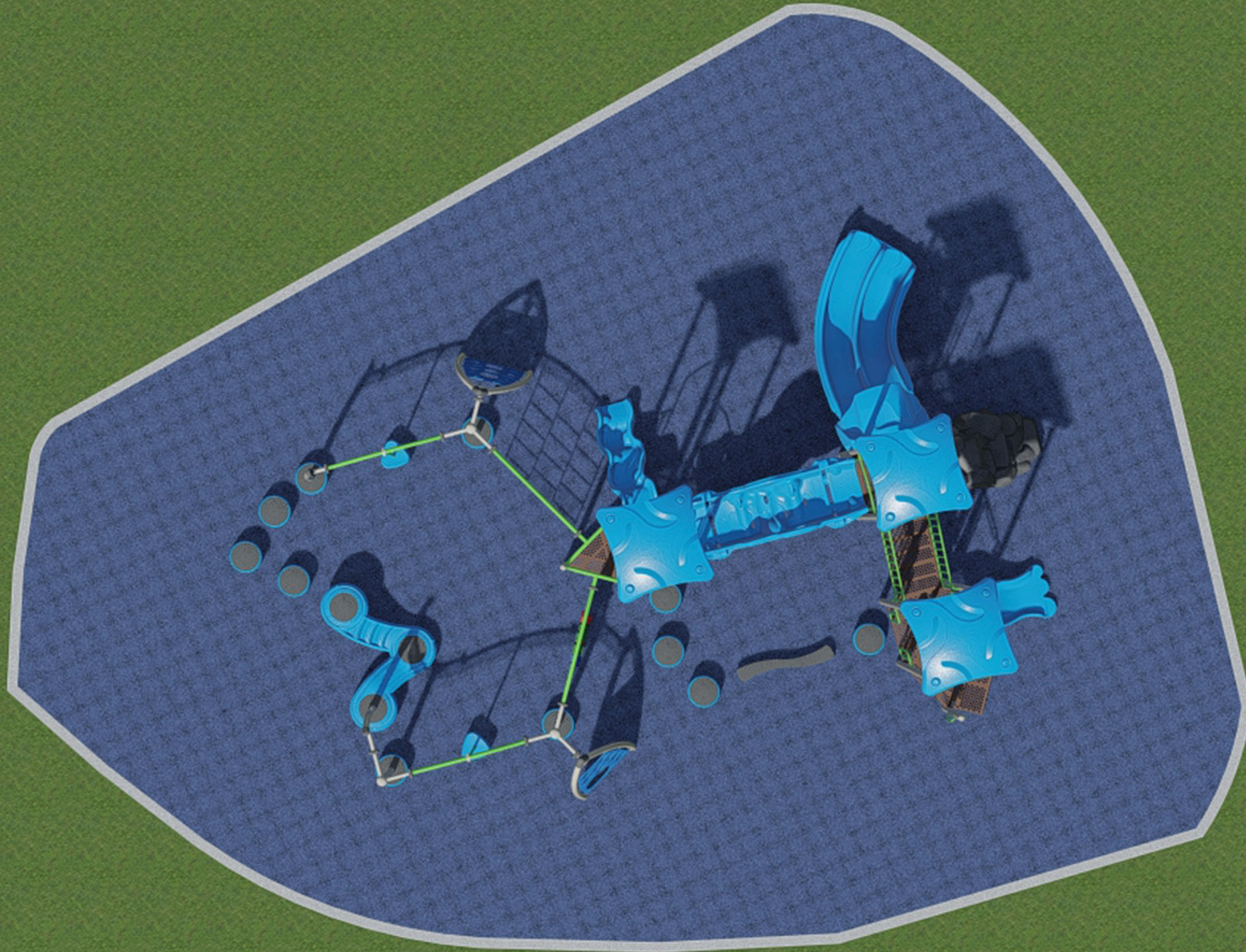
**Isla Vista Elementary School Kinder Playground- Project 104347-01-Opt 1
Goleta, CA**



**Isla Vista Elementary School Kinder Playground- Project 104347-01-Opt 1
Goleta, CA**



**Isla Vista Elementary School Kinder Playground- Project 104347-01-Opt 1
Goleta, CA**





Area:
SF: 1775
LF: 160



Sales Representative
Tyler Kyriopoulos
tyler@gwpark.com
435-760-5103

GameTime
A PLAYCORE COMPANY
150 PlayCore Drive SE
Fort Payne, AL 35967
www.gametime.com



Goleta USD
Isla Vista ES Kinder Area
Goleta, CA
Representative
Great Western Recreation

This Unit includes play events and routes or travel specifically designed for special needs users. It is the option of the manufacturer that these play events and routes of travel conform to the accessibility requirements of the ADA (Americans with Disabilities Act)

Total Elevated Play Components	7	Required	0
Total Elevated Play Components Accessible By Ramp	0	Required	0
Total Elevated Components Accessible By Transfer	7	Required	4
Total Accessible Ground Level Components Shown	16	Required	2
Total Different Types Of Ground Level Components	3	Required	2

This play equipment is recommended for children ages
2-12

Minimum Area Required:
Scale: NA
This drawing can be scaled only when in an 18" x 24" format

IMPORTANT: Soft resilient surfacing should be placed in the use zones of all equipment, as specified for each type of equipment, and at depths to meet the critical fall heights as specified by the U.S. consumer Product Safety Commission, ASTM standard F 1487 and Canadian Standard CAN/CSA-Z-614

Drawn By:
LC
Date:
9/7/2021
Drawing Name:
104347-01 Option 1

**Isla Vista Elementary School Main Playground- Project 104347-01-Opt 1
Goleta, CA**




**Isla Vista Elementary School Main Playground- Project 104347-01-Opt 1
Goleta, CA**




**Isla Vista Elementary School Main Playground- Project 104347-01-Opt 1
Goleta, CA**



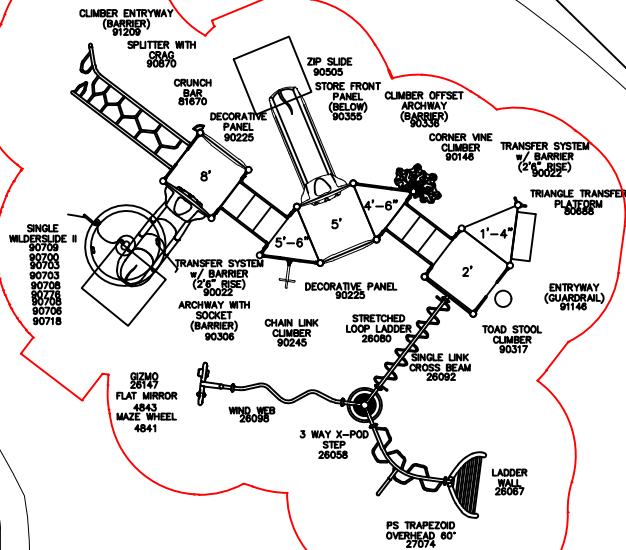
**Isla Vista Elementary School Main Playground- Project 104347-01-Opt 1
Goleta, CA**



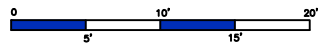
**Isla Vista Elementary School Main Playground- Project 104347-01-Opt 1
Goleta, CA**



TRIANGULAR SHROUD 26034 (8)



Area:
 SF: 2675
 LF: 213



Area:
 SF: 2170
 LF: 175



Sales Representative
 Tyler Kyriopoulos
 tyler@gwpark.com
 435-760-5103

Gametime
 150 PlayCore Drive SE
 Fort Payne, AL 35967
 www.gametime.com



Goleta USD
 Isla Vista ES Main and Swings
 Goleta, CA
 Representative
 Great Western Recreation

This Unit includes play events and routes or travel specifically designed for special needs users. It is the opinion of the manufacturer that these play events and routes of travel conform to the accessibility requirements of the ADA (Americans with Disabilities Act)

Total Elevated Play Components	7	0
Total Elevated Play Components Accessible By Ramp	0	Required
Total Elevated Components Accessible By Transfer	7	Required
Total Accessible Ground Level Components Shown	7	Required
Total Different Types Of Ground Level Components	5	Required

This play equipment is recommended for children ages
 5 - 12

Minimum Area Required:
 Scale: NA
 This drawing can be scaled only when in an 18" x 24" format

IMPORTANT: Soft resilient surfacing should be placed in the use zones of all equipment, as specified for each type of equipment, and at depths to meet the critical fall heights as specified by the U.S. consumer Product Safety Commission, ASTM standard F 1487 and Canadian Standard CAN/CSA-Z-614

Drawn By:
 LC
 Date:
 9/7/2021
 Drawing Name:
 104347-01 Option 1

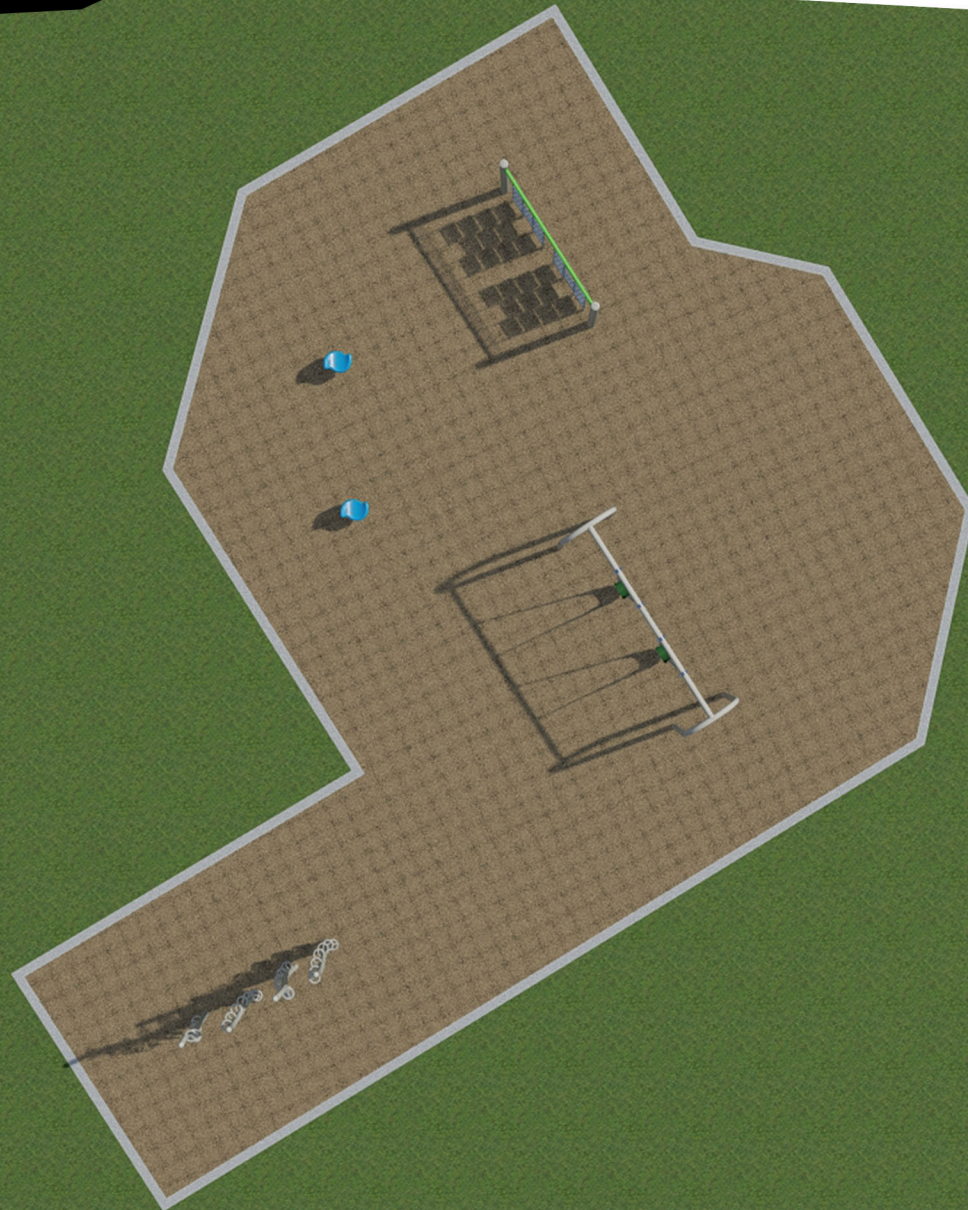
**Isla Vista Elementary School Secondary Swings- Project 104347-01-Opt 1
Goleta, CA**

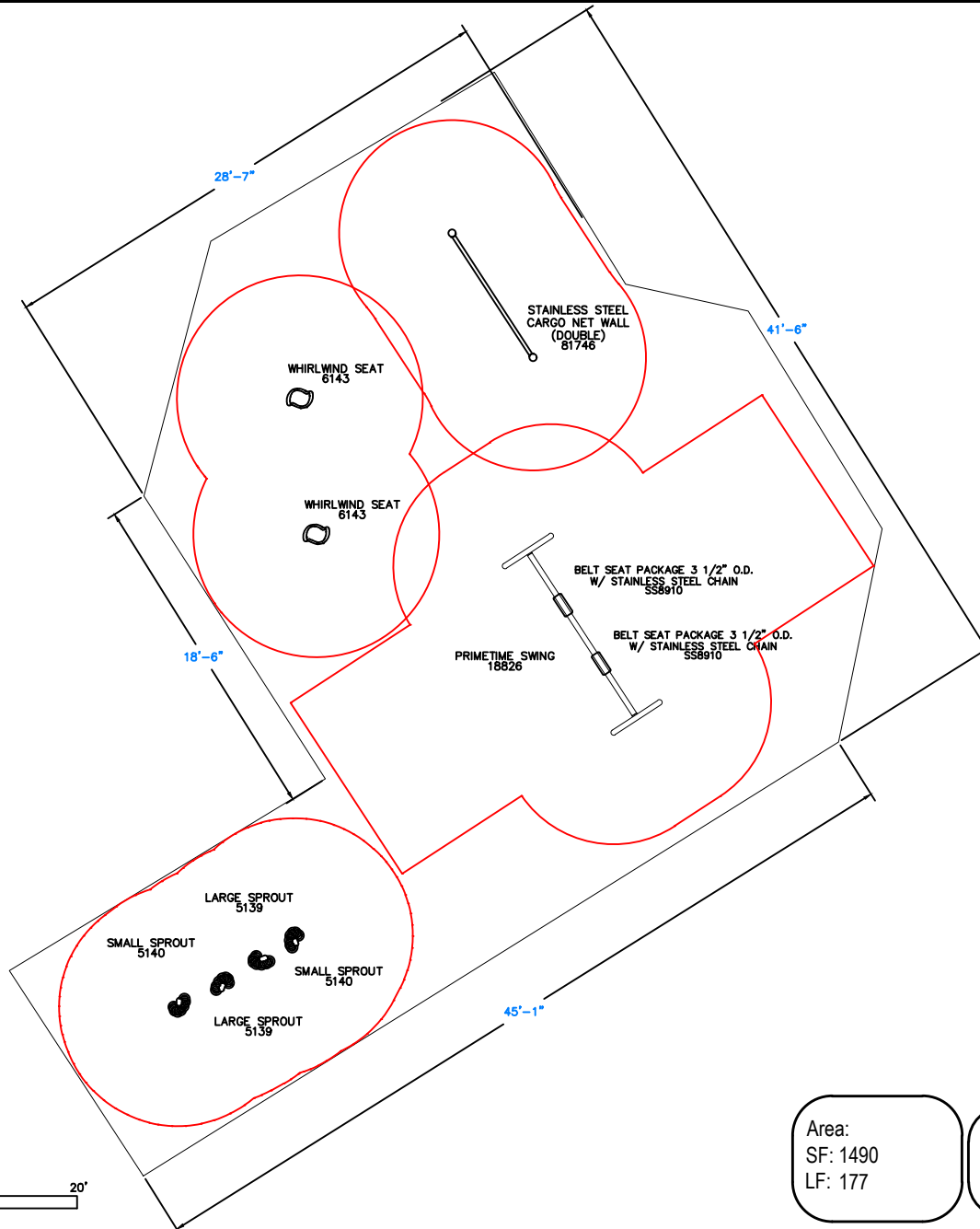


**Isla Vista Elementary School Secondary Swings- Project 104347-01-Opt 1
Goleta, CA**



**Isla Vista Elementary School Secondary Swings- Project 104347-01-Opt 1
Goleta, CA**





Area:
SF: 1490
LF: 177

 Sales Representative
Tyler Kyriopoulos
tyler@gwpark.com
435-760-5103

GameTime
150 PlayCore Drive SE
Fort Payne, AL 35967
www.gametime.com



Goleta USD
Isla Vista ES Secondary Swings
Goleta, CA
Representative
Great Western Recreation

This Unit includes play events and routes or travel specifically designed for special needs users. It is the opinion of the manufacturer that these play events and routes of travel conform to the accessibility requirements of the ADA (Americans with Disabilities Act)

Total Elevated Play Components	0	Required	0
Total Elevated Play Components Accessible By Ramp	0	Required	0
Total Elevated Components Accessible By Transfer	0	Required	0
Total Accessible Ground Level Components Shown	0	Required	0
Total Different Types Of Ground Level Components	0	Required	0

This play equipment is recommended for children ages
5 - 12

Minimum Area Required:
Scale: NA
This drawing can be scaled only when in an 18" x 24" format

IMPORTANT: Soft resilient surfacing should be placed in the use zones of all equipment, as specified for each type of equipment, and at depths to meet the critical fall heights as specified by the U.S. consumer Product Safety Commission, ASTM standard F 1487 and Canadian Standard CAN/CSA-Z-614

Drawn By:
LC
Date:
9/7/2021
Drawing Name:
104347-01 Option 1



Area:
SF: 1490
LF: 177



Sales Representative
Tyler Kyriopoulos
tyler@gwpark.com
435-760-5103

GameTime
150 PlayCore Drive SE
Fort Payne, AL 35967
www.gametime.com



Goleta USD
Isla Vista ES Secondary Swings
Goleta, CA
Representative
Great Western Recreation

This Unit includes play events and routes or travel specifically designed for special needs users. It is the opinion of the manufacturer that these play events and routes of travel conform to the accessibility requirements of the ADA (Americans with Disabilities Act)

Total Elevated Play Components	0	Required	0
Total Elevated Components Accessible By Ramp	0	Required	0
Total Elevated Components Accessible By Transfer	0	Required	0
Total Accessible Ground Level Components Shown	0	Required	0
Total Different Types Of Ground Level Components	0	Required	0

This play equipment is recommended for children ages
5 - 12

Minimum Area Required:
Scale: NA
This drawing can be scaled only when in an 18" x 24" format

IMPORTANT: Soft resilient surfacing should be placed in the use zones of all equipment, as specified for each type of equipment, and at depths to meet the critical fall heights as specified by the U.S. consumer Product Safety Commission, ASTM standard F 1487 and Canadian Standard CAN/CSA-Z-614

Drawn By:
LC
Date:
9/7/2021
Drawing Name:
104347-01 Option 1



GameTime C/O Great Western Recreation
 P.O. Box 680121
 Fort Payne, AL 35967
 Office: 435-245-5055 Fax: 435-245-5057
 www.gwpark.com

10/08/2021
 Quote #104347-01-01

Isla Vista Elementary School Play Areas

Goleta Union School District
 Attn: Shawn Dahlen
 5701 Hollister Ave
 Goleta, CA 93117
 Phone: 805-681-1200
 sdahlen@goleta.k12.ca.us

Ship to Zip 93117

Quantity	Part #	Description	Unit Price	Amount
1	--	--- - Kinder Area		
1	RDU	GameTime - Custom Play Structure- Reference drawing #104347-01 Option 1	\$33,024.00	\$33,024.00
1	36000	GameTime - Bubble Climbing Wall	\$2,139.00	\$2,139.00
1	36001	GameTime - Shapes Climbing Wall	\$2,148.00	\$2,148.00
1	36013	GameTime - Rock Wall Link	\$2,742.00	\$2,742.00
1	36014	GameTime - Arched Chain Net Link	\$1,380.00	\$1,380.00
2	36015	GameTime - Pod Rocker	\$975.00	\$1,950.00
1	36017	GameTime - X-Pod Step (Semi-Circle; Staggered)	\$2,204.00	\$2,204.00
1	36018	GameTime - Wide End Balance Beam	\$1,490.00	\$1,490.00
1	36076	GameTime - Stratus Climber	\$3,011.00	\$3,011.00
4	36082	GameTime - Free Standing X-Pod Step	\$785.00	\$3,140.00
1	INSTALL	Install - Demolition and removal of existing play equipment in asphalt.- Prevailing wage	\$5,000.00	\$5,000.00
1775	INSTALL	Install - Excavation and removal of roughly 1775 SF of PIP 3" depth- Prevailing wage	\$2.66	\$4,721.50
1	INSTALL	Install - Construction of Substrate- Prevailing wage	\$2,445.00	\$2,445.00
160	INSTALL	Install - Installation of concrete curb 6"W x 8"H 160 LF- Prevailing wage	\$46.00	\$7,360.00
1	INSTALL	Install - Installation of new play equipment - Drawing #104347-01-Opt 1- Prevailing wage	\$9,330.00	\$9,330.00
1	--	--- - Main Play Area		
1	RDU	GameTime - Custom 5-12 Play Structure- Reference drawing #104347-01 Option 1	\$41,933.00	\$41,933.00
1	RDU	GameTime - Main Play Area Swings- Reference drawing #104347-01 Option 1	\$8,141.00	\$8,141.00
1	26067	GameTime - Ladder Wall Attachment	\$1,449.00	\$1,449.00
1	26080	GameTime - Stretched Loop Ladder	\$670.00	\$670.00
1	26098	GameTime - Wind Web	\$5,803.00	\$5,803.00
1	27074	GameTime - Trapezoid Overhd Ladder-60 Deg	\$743.00	\$743.00
1	INSTALL	Install - Demolition and removal of existing playground in asphalt- Prevailing wage	\$5,000.00	\$5,000.00



GameTime C/O Great Western Recreation
 P.O. Box 680121
 Fort Payne, AL 35967
 Office: 435-245-5055 Fax: 435-245-5057
 www.gwpark.com

10/08/2021
 Quote #104347-01-01

Isla Vista Elementary School Play Areas

Quantity	Part #	Description	Unit Price	Amount
2675	INSTALL	Install - Excavation and removal of roughly 2675 SF of PIP 3" depth- Prevailing wage	\$2.66	\$7,115.50
2675	INSTALL	Install - Excavation and removal of roughly 2675 SF of existing asphalt and earth 7.5" depth- Prevailing wage	\$3.32	\$8,881.00
213	INSTALL	Install - Installation of new concrete curb 6"W x 8"H 213 LF- Prevailing wage	\$46.00	\$9,798.00
1	INSTALL	Install - Installation of new play equipment Drawing #104347-01-Opt 1- Prevailing wage	\$8,665.00	\$8,665.00
2675	INSTALL	Install - Construction of Substrate compacted aggregate 4" depth 2675 SF- Prevailing wage	\$4.00	\$10,700.00
1	INSTALL	Install - Demolition and removal of existing swings- Prevailing wage	\$615.00	\$615.00
1	INSTALL	Install - Demolition and removal of existing wood border 175 LF- Prevailing wage	\$1,995.00	\$1,995.00
2170	INSTALL	Install - Excavation and removal of roughly 2170 EWF 11" depth- Prevailing wage	\$3.00	\$6,510.00
2170	INSTALL	Install - Excavation and removal of roughly 2170 SF of earth 7.5" depth- Prevailing wage	\$2.35	\$5,099.50
1	INSTALL	Install - Installation of new 4 bay swing- Prevailing wage	\$4,730.00	\$4,730.00
2170	INSTALL	Install - Construction of Substrate roughly 2170 SF of compacted aggregate 4" depth- Prevailing wage	\$4.00	\$8,680.00
1	--	--- - Secondary Swings Area		
1	RDU	GameTime - Swings- Reference drawing #104347-01 Option 1	\$1,885.00	\$1,885.00
2	5139	GameTime - Large Sprout Climber	\$1,385.00	\$2,770.00
2	5140	GameTime - Small Sprout Climber	\$1,337.00	\$2,674.00
2	6143	GameTime - Whirlwind Seat Straight (F/S)	\$673.00	\$1,346.00
1	81746	GameTime - Ss Cargo Net Wall, Double, F/S	\$3,050.00	\$3,050.00
1	INSTALL	Install - Demolition and removal of existing swings- Prevailing wage	\$615.00	\$615.00
1	INSTALL	Install - Demolition and removal of existing wood border 177 LF- Prevailing wage	\$1,995.00	\$1,995.00
1490	INSTALL	Install - Excavation and removal of roughly 1490 SF of existing EWF 11" depth- Prevailing wage	\$3.00	\$4,470.00
1490	INSTALL	Install - Excavation and removal of roughly 1490 SF of earth 7.5" depth- Prevailing wage	\$2.32	\$3,456.80
177	INSTALL	Install - Installation of new concrete curb 6"W x 8"H 177 LF- Prevailing wage	\$46.00	\$8,142.00
1	INSTALL	Install - Installation of new 1 bay swing and free standing items- Prevailing wage	\$3,060.00	\$3,060.00



GameTime C/O Great Western Recreation
 P.O. Box 680121
 Fort Payne, AL 35967
 Office: 435-245-5055 Fax: 435-245-5057
 www.gwpark.com

10/08/2021
 Quote #104347-01-01

Isla Vista Elementary School Play Areas

Quantity	Part #	Description	Unit Price	Amount
1490	INSTALL	Install - Construction of Substrate roughly 1490 SF of compacted aggregate 4" depth- Prevailing wage	\$4.00	\$5,960.00
1	--	--- - Secondary Play Area		
1	INSTALL	Install - Demolition and removal of 157 LF existing wood border- Prevailing wage	\$1,995.00	\$1,995.00
157	INSTALL	Install - Installation of new concrete curb 6"W x 8"H 157 LF- Prevailing wage	\$46.00	\$7,222.00
1	INSTALL	Install - 6' high temporary fencing- Prevailing wage	\$1,995.00	\$1,995.00
8110	PIP	GT-Impax - Poured in Place Surfacing Delivered and Installed- **List Price \$230,937.20, discounted per Omnia Contract 8,110 Total Sq Ft Kinder = 1775 sf, 8' CFH Main = 2675, 8' CFH Swings = 2170 sf, 8' CFH 2nd Pground = 1490 sf, 8' CFH ALL to include 50/50 standard epdm and black - tbd Does not include any TTA pads Aromatic Binder, Prevailing Wages Based on good job access, no design	\$23.35	\$189,368.50
Contract: OMNIA			Sub Total	\$458,616.80
			Discount	(\$27,381.66)
			Material Surcharge	\$17,347.75
			Freight	\$5,900.00
			Tax	\$6,338.65
			Total	\$460,821.54

Comments

Your Sales Rep is Tyler Kyriopoulos. Please reach out to Tyler at 435-760-5103 if you should have any questions regarding this quote.

Pricing is subject to change. Request updated pricing when purchasing from quotes more than 30 days old.

****Material Surcharge reflects raw material price increase****

Shipping to site:
 6875 El Colegio Road
 Goleta, CA 93117

*Freight charges are based on listed zip code and are subject to change if shipping information changes.

Prevailing wages

OMNIA contract #5348917





GameTime C/O Great Western Recreation
P.O. Box 680121
Fort Payne, AL 35967
Office: 435-245-5055 Fax: 435-245-5057
www.gwpark.com

10/08/2021
Quote #104347-01-01

Isla Vista Elementary School Play Areas

Remit Payment to:

GameTime
P.O. Box 680121
Fort Payne, AL 35968

Taxes:

All applicable taxes will be added at time of invoicing unless otherwise included or a tax-exempt certificate is provided. If sales tax exempt, you must provide a copy of certificate to be considered exempt.

Prices:

FOB Factory.

Orders:

All orders shall be in writing by purchase order, contract, or similar document made out to PlayCore Wisconsin Inc., dba GameTime. Standard GameTime equipment orders over \$100,000 may require a deposit of 25% at the time of order and an additional 25% at or before order ships. Standard orders with equipment, installation and surfacing are requested to be split billed. Equipment, Taxes & Freight as noted above. Installation and Surfacing billed as completed and Due Upon Receipt.

Terms:

Cash With Order Discount-(CWO)-Orders for GameTime equipment paid in full at time of order via check, Electronic Funds Transfer (ACH or wire) are eligible for a three percent (3%) cash with order discount. Credit terms are Net 30 days, subject to approval by the GameTime Credit Manager. A completed credit application must be submitted and approved prior to the order being received. Please allow at minimum 2 days for the credit review process. GameTime may also require: Completed Project Information Sheet (if applicable) Copies of Payment and Performance Bonds (if applicable) A 1.5% per month finance charge will be imposed on all past due invoices. Retainage not accepted. Orders under \$5,000 require payment with order.

DIR# 1000015526 CSLB#855664

INSTALLATION CONDITIONS:

- **ACCESS:** Site should be clear, level and allow for unrestricted access of trucks and machinery.
- **STORAGE:** Customer is responsible for providing a secure location to off-load and store the equipment during the installation process. Once equipment has delivered to the site, the owner is responsible should theft or vandalism occur unless other arrangements are made and noted on the quotation.
- **FOOTER EXCAVATION:** Installation pricing is based on footer excavation through earth/soil only. Customer shall be responsible for unknown conditions such as buried utilities (public & private), tree stumps, rock, or any concealed materials or conditions that may result in additional labor or materials cost.
- **UTILITIES:** Owner is responsible for locating any private utilities.
- **ADDITIONAL COSTS:** Pricing is based on a single mobilization for installation unless otherwise noted. Price includes ONLY what is stated in this quotation. If additional site work or specialized equipment is required, pricing is subject to change.



GameTime C/O Great Western Recreation
P.O. Box 680121
Fort Payne, AL 35967
Office: 435-245-5055 Fax: 435-245-5057
www.gwpark.com

10/08/2021
Quote #104347-01-01

Isla Vista Elementary School Play Areas

ACCEPTANCE OF QUOTATION:

Acceptance of this proposal indicates your agreement to the terms and conditions stated herein.

Accepted By (printed): _____ Title: _____

Telephone: _____ Fax: _____

P.O. Number: _____ Date: _____

Purchase Amount: **\$460,821.54**

SALES TAX EXEMPTION CERTIFICATE #: _____ FEIN# _____

(PLEASE PROVIDE A COPY OF CERTIFICATE)

Salesperson's Signature Customer Signature

DIR Project # (California only) _____



GameTime C/O Great Western Recreation
P.O. Box 680121
Fort Payne, AL 35967
Office: 435-245-5055 Fax: 435-245-5057
www.gwpark.com

10/08/2021
Quote #104347-01-01

Isla Vista Elementary School Play Areas

Customer Order Info:

BILLING INFORMATION:

Bill to: _____

Contact: _____

Address: _____

Address: _____

City, State: _____ Zip: _____

Tel: _____ Fax: _____

E-mail: _____

SHIPPING INFORMATION (IF DIFFERENT FROM ABOVE):

Ship to: _____

Contact: _____

Address: _____

Address: _____

City, State: _____ Zip: _____

Tel: _____ Fax: _____

E-mail: _____

Kellogg Elementary School

**Kellog Elementary School Main Area- Project 104332-01-Opt 1
Goleta, CA**



**Kellog Elementary School Main Area- Project 104332-01-Opt 1
Goleta, CA**




**Kellog Elementary School Main Area- Project 104332-01-Opt 1
Goleta, CA**

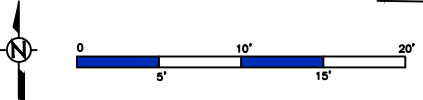
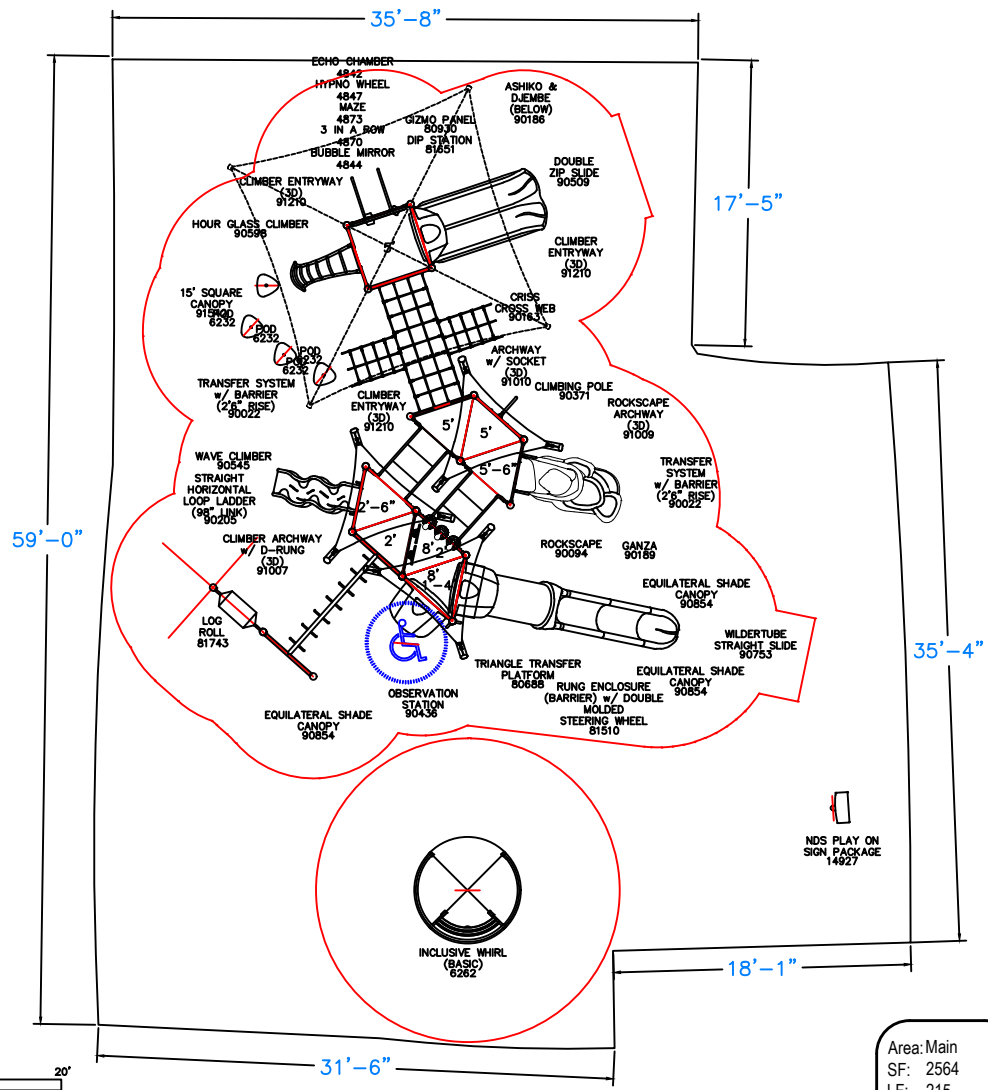


**Kellog Elementary School Main Area- Project 104332-01-Opt 1
Goleta, CA**



**Kellog Elementary School Main Area- Project 104332-01-Opt 1
Goleta, CA**





Area: Main
SF: 2564
LF: 215

 Sales Representative
Tyler Kyriopoulos
tyler@gwpark.com
435-760-5103

GameTime
150 PlayCore Drive SE
Fort Payne, AL 35967
www.gametime.com



Kellogg Main Playground
Goleta, CA
Representative
Great Western Recreation

This Unit includes play events and routes or travel specifically designed for special needs users. It is the opinion of the manufacturer that these play events and routes of travel conform to the accessibility requirements of the ADA (Americans with Disabilities Act)

Total Elevated Play Components	12	Required	-
Total Elevated Play Components Accessible By Ramp	9	Required	6
Total Elevated Components Accessible By Transfer	8	Required	4
Total Accessible Ground Level Components Shown	5	Required	3
Total Different Types Of Ground Level Components			

This play equipment is recommended for children ages 5-12

Minimum Area Required:
Scale: -
This drawing can be scaled only when in an 18" x 24" format

IMPORTANT: Soft resilient surfacing should be placed in the use zones of all equipment, as specified for each type of equipment, and at depths to meet the critical fall heights as specified by the U.S. consumer Product Safety Commission, ASTM standard F 1487 and Canadian Standard CAN/CSA-Z-614

Drawn By:
MM
Date:
08/26/2021
Drawing Name:
104332-01-Opt 1



**Kellog Elementary School Kinder Area- Project 104332-01-Opt 1
Goleta, CA**



**Kellog Elementary School Kinder Area- Project 104332-01-Opt 1
Goleta, CA**

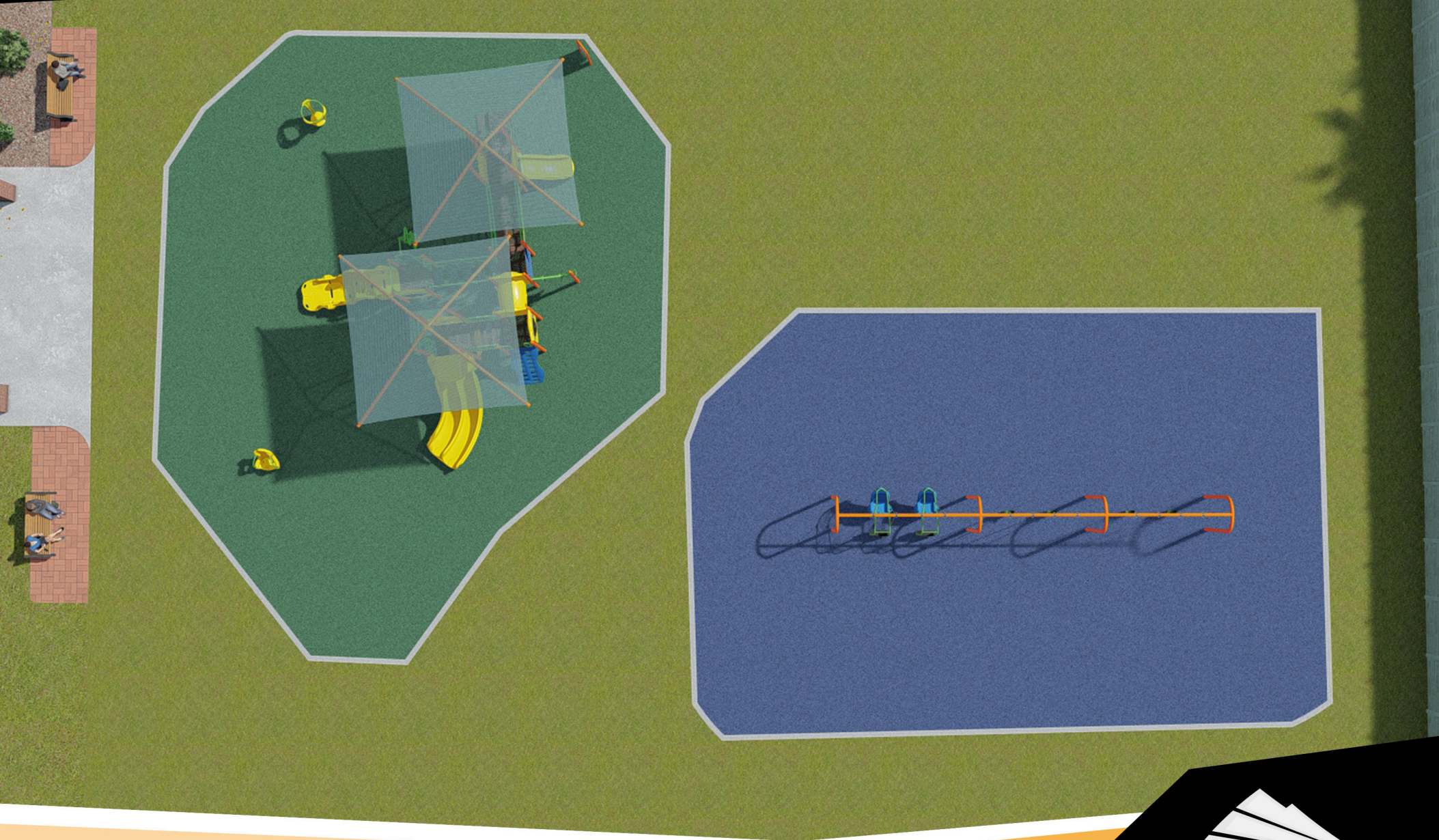


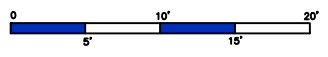
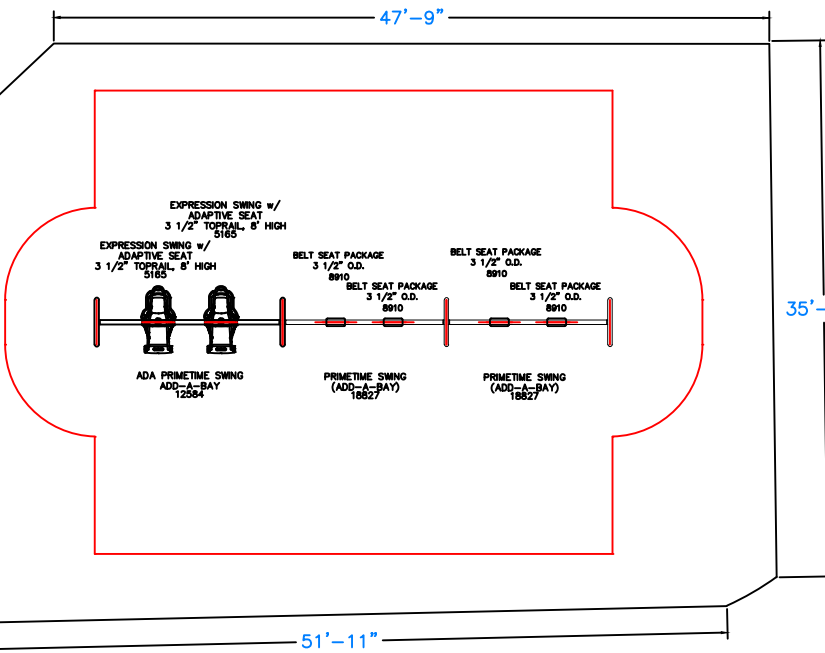
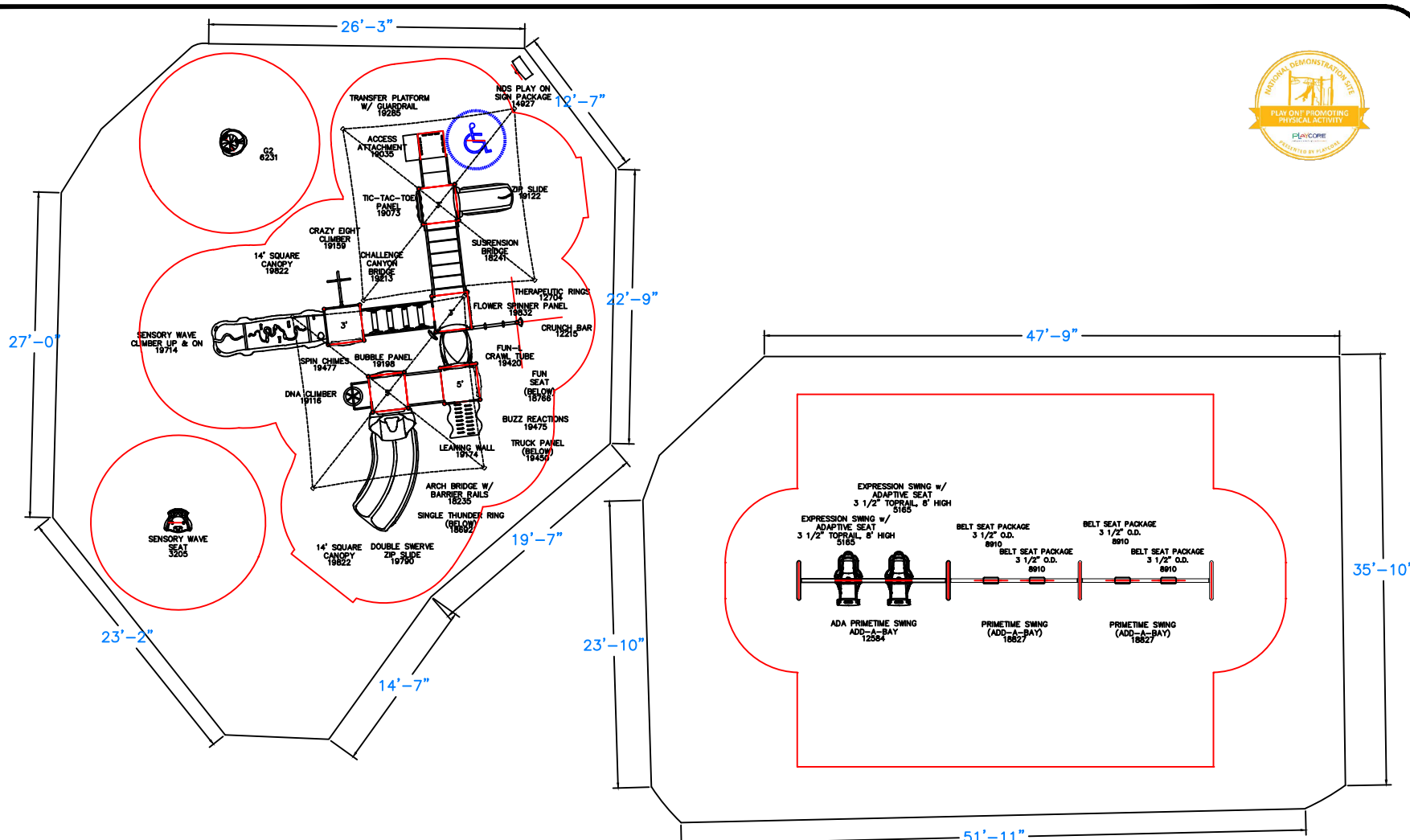
**Kellog Elementary School Kinder Area- Project 104332-01-Opt 1
Goleta, CA**



**Kellog Elementary School Kinder Area- Project 104332-01-Opt 1
Goleta, CA**







Area: Swings
SF: 2151
LF: 183

Area: Kinder
SF: 2106
LF: 173



Sales Representative
Tyler Kyriopoulos
tyler@gwpark.com
435-760-5103



Kellogg Kinder and Swings
Golata, CA
Representative
Great Western Recreation

This Unit includes play events and routes of travel specifically designed for special needs users. It is the opinion of the manufacturer that these play events and routes of travel conform to the accessibility requirements of the ADA (Americans with Disabilities Act)

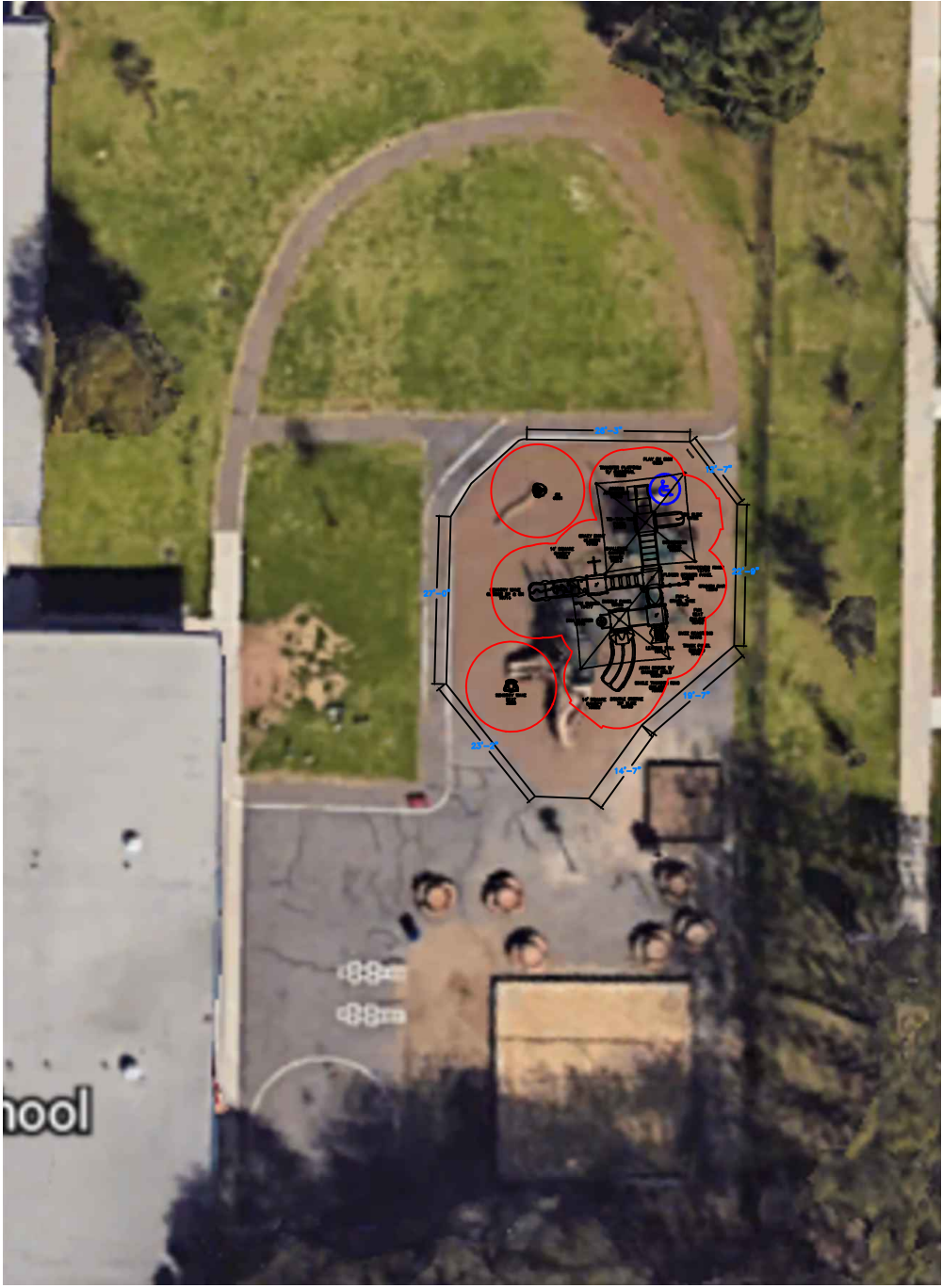
Total Elevated Play Components	14	-	Required	-
Total Elevated Play Components Accessible By Ramp	11	-	Required	7
Total Elevated Components Accessible By Transfer	7	-	Required	5
Total Accessible Ground Level Components Shown	6	-	Required	3
Total Different Types Of Ground Level Components				

This play equipment is recommended for children ages 2-12

Minimum Area Required: -
Scale: -
This drawing can be scaled only when in an 18" x 24" format

IMPORTANT: Soft resilient surfacing should be placed in the use zones of all equipment, as specified for each type of equipment, and at depths to meet the critical fall heights as specified by the U.S. consumer Product Safety Commission, ASTM standard F 1487 and Canadian Standard CAN/CSA-Z-614

Drawn By: MM
Date: 08/26/2021
Drawing Name: 104332-01-Opt 1







GameTime C/O Great Western Recreation
 P.O. Box 680121
 Fort Payne, AL 35967
 Office: 435-245-5055 Fax: 435-245-5057
 www.gwpark.com

10/07/2021
 Quote #104332-01-01

Kellogg Elementary School Playground

Goleta Union School District
 Attn: Shawn Dahlen
 5701 Hollister Ave
 Goleta, CA 93117
 Phone: 805-681-1200
 sdahlen@goleta.k12.ca.us

Ship to Zip 93117

Quantity	Part #	Description	Unit Price	Amount
1	Main Playground	---		
1	RDU	GameTime - Custom 5-12 Play Structure- *Reference Drawing 104332-01-Opt 1	\$78,003.00	\$78,003.00
1	14927	GameTime - NDS Play On Sign Package		
1	6262	GameTime - Inclusive Whirl - Basic	\$10,763.00	\$10,763.00
1	INSTALL	Install - Demolition and removal of existing play equipment- Prevailing Wages	\$4,996.00	\$4,996.00
1	INSTALL	Install - Demolition and removal of existing plastic border 215 LF and ADA ramp- Prevailing Wages	\$1,887.00	\$1,887.00
2564	INSTALL	Install - Excavation and removal of roughly 2564 SF existing EWF 11" depth and PIP- Prevailing Wages	\$3.33	\$8,538.12
2564	INSTALL	Install - Excavation and removal of 2564 SF of earth 7.5" depth- Prevailing Wages	\$2.66	\$6,820.24
215	INSTALL	Install - Installation of new concrete curb 6"W x 8"H 215LF- Prevailing Wages	\$45.18	\$9,713.70
1	INSTALL	Install - Installation of new play equipment Drawing #104332-01-Opt 1- Prevailing Wages	\$22,971.00	\$22,971.00
2565	INSTALL	Install - Construction of Substrate 2564 SF of compacted aggregate 4" depth- Prevailing Wages	\$3.99	\$10,234.35
1	Kinder Playground	---		
1	RDU	GameTime - Custom 2-12 Play Structure- *Reference Drawing 104332-01-Opt 1	\$62,824.00	\$62,824.00
1	14927	GameTime - NDS Play On Sign Package		
1	3205	GameTime - Spinning Sensory Wave Seat	\$1,161.00	\$1,161.00
1	6231	GameTime - G2	\$3,074.00	\$3,074.00
1	INSTALL	Install - Demolition and removal of existing playequipment in existing asphalt- Prevailing Wages	\$4,996.00	\$4,996.00
2106	INSTALL	Install - Excavation and removal of roughly 2106 SF of PIP 3" depth- Prevailing Wages	\$2.66	\$5,601.96
173	INSTALL	Install - Installation of new concrete curb 6"W x 8"H 173 LF- Prevailing Wages	\$45.18	\$7,816.14
1	INSTALL	Install - Installation of new play equipment Drawing #104332-01-Opt 1- Prevailing Wages	\$17,298.00	\$17,298.00
1	INSTALL	Install - Construction of Substrate recompaction of substrate- Prevailing Wages	\$2,976.00	\$2,976.00





GameTime C/O Great Western Recreation
 P.O. Box 680121
 Fort Payne, AL 35967
 Office: 435-245-5055 Fax: 435-245-5057
 www.gwpark.com

10/07/2021
 Quote #104332-01-01

Kellogg Elementary School Playground

Quantity	Part #	Description	Unit Price	Amount
1	INSTALL	Install - 6' high temporary fencing- Prevailing Wages	\$1,993.00	\$1,993.00
1	Swings	---		
1	RDU	GameTime - Swings- *Reference Drawing 104332-01-Opt 1	\$7,466.00	\$7,466.00
1	INSTALL	Install - Demolition and removal of existing swings- Prevailing Wages	\$1,223.00	\$1,223.00
1	INSTALL	Install - Demolition and removal of existing plastic border 183 LF and ADA ramp- Prevailing Wages	\$2,923.00	\$2,923.00
2151	INSTALL	Install - Excavation and removal of existing EWF 11" depth 2151 SF- Prevailing Wages	\$2.66	\$5,721.66
2151	INSTALL	Install - Excavation and removal of 2151 SF existing earth 7.5" depth- Prevailing Wages	\$2.66	\$5,721.66
183	INSTALL	Install - Installation of new concrete curb 6"W x 8"H 183 LF- Prevailing Wages	\$45.18	\$8,267.94
1	INSTALL	Install - Installation of new 6 bay swing- Prevailing Wages	\$4,996.00	\$4,996.00
2151	INSTALL	Install - Construction of Substrate 2151 SF of compacted aggregate 4" depth- Prevailing Wages	\$3.99	\$8,582.49
6821	Poured in Place Rubber	GT-Impax - 6821 SF Provide and Install of PIP- **List Price \$182,087.43**, discounted per Omnia Contract 6,821 Total Sq Ft Main =2564 sf, 8' CFH Swings = 2151 sf, 8' CFH Kinder = 2106 sf, 6' CFH ALL to include 50/50 standard epdm and black - tbd Aromatic Binder, Prevailing Wages Based on good job access, no design	\$21.89	\$149,311.69
Contract: OMNIA			Sub Total	\$455,879.95
			Discount	(\$31,756.31)
			Material Surcharge	\$22,993.86
			Freight	\$5,900.00
			Tax	\$11,975.96
			Total	\$464,993.46





GameTime C/O Great Western Recreation
P.O. Box 680121
Fort Payne, AL 35967
Office: 435-245-5055 Fax: 435-245-5057
www.gwpark.com

10/07/2021
Quote #104332-01-01

Kellogg Elementary School Playground

Comments

Your Sales Rep is Tyler Kyriopoulos. Please reach out to Tyler at 435-760-5103 if you should have any questions regarding this quote.

Pricing is subject to change. Request updated pricing when purchasing from quotes more than 30 days old.

****Material Surcharge reflects raw material price increase****

Shipping to Site Address:
475 Cambridge Drive
Goleta, CA 93117

*Freight charges are based on listed zip code and are subject to change if shipping information changes.

Prevailing Wages

OMNIA # 5348917

Remit Payment to:

GameTime
P.O. Box 680121
Fort Payne, AL 35968

Taxes:

All applicable taxes will be added at time of invoicing unless otherwise included or a tax-exempt certificate is provided.
If sales tax exempt, you must provide a copy of certificate to be considered exempt.

Prices:

FOB Factory.

Orders:

All orders shall be in writing by purchase order, contract, or similar document made out to PlayCore Wisconsin Inc., dba GameTime.
Standard GameTime equipment orders over \$100,000 may require a deposit of 25% at the time of order and an additional 25% at or before order ships
Standard orders with equipment, installation and surfacing are requested to be split billed.
Equipment, Taxes & Freight as noted above
Installation and Surfacing billed as completed and Due Upon Receipt.

Terms:

Cash With Order Discount-(CWO)-Orders for GameTime equipment paid in full at time of order via check, Electronic Funds Transfer (ACH or wire) are eligible for a three percent (3%) cash with order discount.
Credit terms are Net 30 days, subject to approval by the GameTime Credit Manager. A completed credit application must be submitted and approved prior to the order being received. Please allow at minimum 2 days for the credit review process. GameTime may also require:
Completed Project Information Sheet (if applicable)
Copies of Payment and Performance Bonds (if applicable)
A 1.5% per month finance charge will be imposed on all past due invoices.
Retainage not accepted.
Orders under \$5,000 require payment with order.

DIR# 1000015526 CSLB#855664



GameTime C/O Great Western Recreation
P.O. Box 680121
Fort Payne, AL 35967
Office: 435-245-5055 Fax: 435-245-5057
www.gwpark.com

10/07/2021
Quote #104332-01-01

Kellogg Elementary School Playground

INSTALLATION CONDITIONS:

- **ACCESS:** Site should be clear, level and allow for unrestricted access of trucks and machinery.
- **STORAGE:** Customer is responsible for providing a secure location to off-load and store the equipment during the installation process. Once equipment has delivered to the site, the owner is responsible should theft or vandalism occur unless other arrangements are made and noted on the quotation.
- **FOOTER EXCAVATION:** Installation pricing is based on footer excavation through earth/soil only. Customer shall be responsible for unknown conditions such as buried utilities (public & private), tree stumps, rock, or any concealed materials or conditions that may result in additional labor or materials cost.
- **UTILITIES:** Owner is responsible for locating any private utilities.
- **ADDITIONAL COSTS:** Pricing is based on a single mobilization for installation unless otherwise noted. Price includes ONLY what is stated in this quotation. If additional site work or specialized equipment is required, pricing is subject to change.

ACCEPTANCE OF QUOTATION:

Acceptance of this proposal indicates your agreement to the terms and conditions stated herein.

Accepted By (printed): _____ Title: _____

Telephone: _____ Fax: _____

P.O. Number: _____ Date: _____

Purchase Amount: **\$464,993.46**

SALES TAX EXEMPTION CERTIFICATE #: _____ FEIN# _____

(PLEASE PROVIDE A COPY OF CERTIFICATE)

Salesperson's Signature Customer Signature

DIR Project # (California only) _____





GameTime C/O Great Western Recreation
P.O. Box 680121
Fort Payne, AL 35967
Office: 435-245-5055 Fax: 435-245-5057
www.gwpark.com

10/07/2021
Quote #104332-01-01

Kellogg Elementary School Playground

Customer Order Info:

BILLING INFORMATION:

Bill to: _____

Contact: _____

Address: _____

Address: _____

City, State: _____ Zip: _____

Tel: _____ Fax: _____

E-mail: _____

SHIPPING INFORMATION (IF DIFFERENT FROM ABOVE):

Ship to: _____

Contact: _____

Address: _____

Address: _____

City, State: _____ Zip: _____

Tel: _____ Fax: _____

E-mail: _____

La Patera Elementary School

**La Patera Elementary School Playground- 104326-1-Opt 1 Kinder
Goleta, CA**



**La Patera Elementary School Playground- 104326-1-Opt 1 Kinder
Goleta, CA**

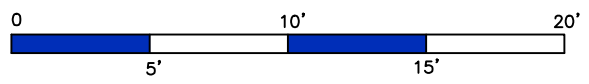
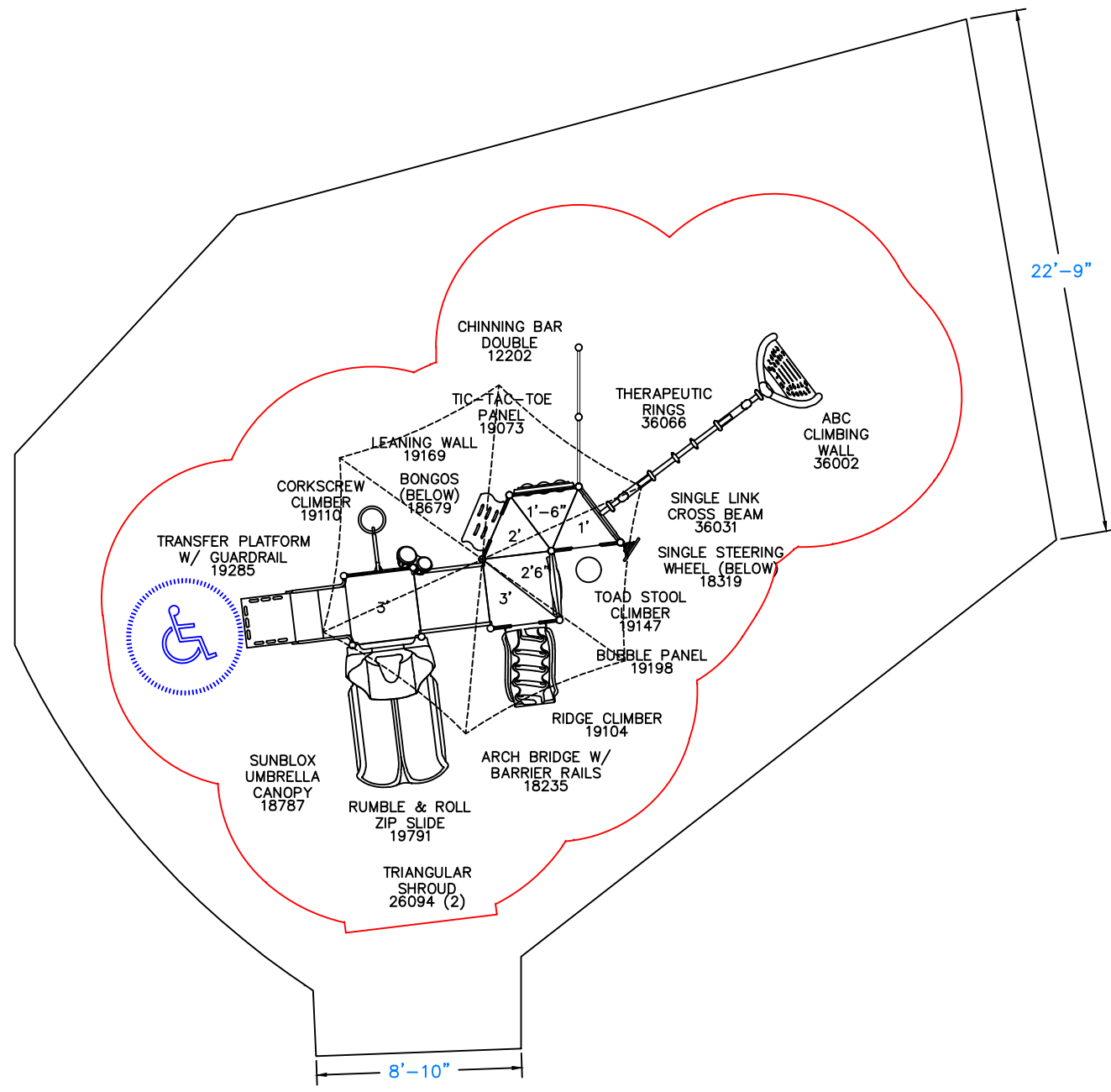


**La Patera Elementary School Playground- 104326-1-Opt 1 Kinder
Goleta, CA**



**La Patera Elementary School Playground- 104326-1-Opt 1 Kinder
Goleta, CA**





Area:
SF: 1276
LF: 143

 Sales Representative
Tyler Kyriopoulos
tyler@gwpark.com
435-760-5103

GameTime
A PLAYCORE COMPANY
150 PlayCore Drive SE
Fort Payne, AL 35967
www.gametime.com



Goleta Union School District
La Patera ES Kinder Playground
Goleta, CA
Representative
Great Western Recreation

This Unit includes play events and routes or travel specifically designed for special needs users. It is the opinion of the manufacturer that these play events and routes of travel conform to the accessibility requirements of the ADA (Americans with Disabilities Act)

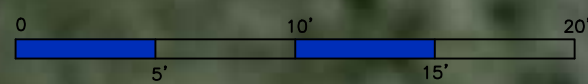
Total Elevated Play Components	9	Required	-
Total Elevated Play Components Accessible By Ramp	9	Required	4
Total Elevated Components Accessible By Transfer	9	Required	4
Total Accessible Ground Level Components Shown	5	Required	3
Total Different Types Of Ground Level Components	4	Required	3

This play equipment is recommended for children ages
2-5

Minimum Area Required:
Scale:
This drawing can be scaled only when in an 18" x 24" format

IMPORTANT: Soft resilient surfacing should be placed in the use zones of all equipment, as specified for each type of equipment, and at depths to meet the critical fall heights as specified by the U.S. consumer Product Safety Commission, ASTM standard F 1487 and Canadian Standard CAN/CSA-Z-614

Drawn By:
CL
Date:
8/25/2021
Drawing Name:
104326-01-Opt 1



Area:
SF: 1276
LF: 143



Sales Representative
Tyler Kyriopoulos
tyler@gwpark.com
435-760-5103

GameTime
A PlayCore Company
150 PlayCore Drive SE
Fort Payne, AL 35967
www.gametime.com

Goleta Union School District
La Patera ES Kinder Playground
Goleta, CA
Representative
Great Western Recreation

This Unit includes play events and routes or travel specifically designed for special needs users. It is the opinion of the manufacturer that these play events and routes of travel conform to the accessibility requirements of the ADA (Americans with Disabilities Act).

Total Elevated Play Components	8	-	Required	-
Total Elevated Play Components Accessible By Ramp	-	Required	-	-
Total Elevated Components Accessible By Transfer	8	Required	4	-
Total Accessible Ground Level Components Shown	4	Required	3	-
Total Different Types Of Ground Level Components	4	Required	3	-

This play equipment is recommended for children ages
2-5

Minimum Area Required:
Scale:
This drawing can be scaled only when in an 18" x 24" format

IMPORTANT: Soft resilient surfacing should be placed in the use zones of all equipment, as specified for each type of equipment, and at depths to meet the local fall heights as specified by the U.S. Consumer Product Safety Commission, ASTM standard F 1487 and Canadian Standard CAN/CSA-Z-614

Drawn By:
CL
Date:
8/25/2021
Drawing Name:
104326-01-Opt 1

**La Patera Elementary School Playground- 104326-1-Opt 1 Main
Goleta, CA**



**La Patera Elementary School Playground- 104326-1-Opt 1 Main
Goleta, CA**



**La Patera Elementary School Playground- 104326-1-Opt 1 Main
Goleta, CA**



**La Patera Elementary School Playground- 104326-1-Opt 1 Main
Goleta, CA**



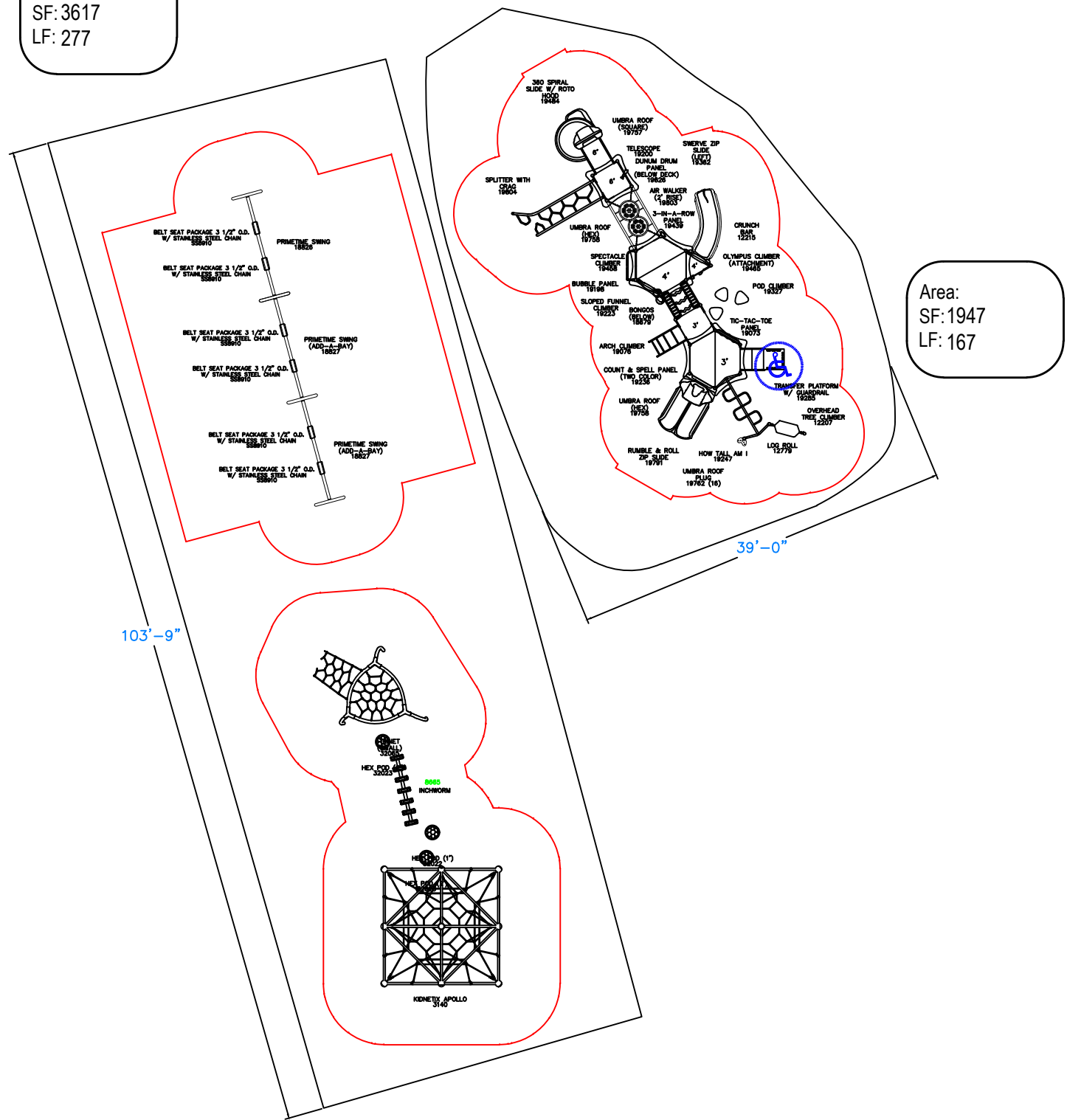
**La Patera Elementary School Playground- 104326-1-Opt 1 Main
Goleta, CA**



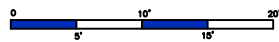
**La Patera Elementary School Playground- 104326-1-Opt 1 Main
Goleta, CA**






Area:
SF: 3617
LF: 277



Area:
SF: 1947
LF: 167





Sales Representative
Tyler Kyriopoulos
tyler@gwpark.com
435-760-5103

 150 PlayCore Drive SE Fort Payne, AL 35967 www.gametime.com	 	Goleta Union School District La Patera ES Main Playground Goleta, CA Representative Great Western Recreation		This Unit includes play events and routes or travel specifically designed for special needs users. It is the opinion of the manufacturer that these play events and routes of travel conform to the accessibility requirements of the ADA (Americans with Disabilities Act)		<table border="1"> <tr> <td>Total Elevated Play Components</td> <td>16</td> <td>-</td> <td>Required</td> <td>-</td> </tr> <tr> <td>Total Elevated Play Components Accessible By Ramp</td> <td>13</td> <td>Required</td> <td>8</td> <td></td> </tr> <tr> <td>Total Elevated Components Accessible By Transfer</td> <td>5</td> <td>Required</td> <td>4</td> <td></td> </tr> <tr> <td>Total Accessible Ground Level Components Shown</td> <td>4</td> <td>Required</td> <td>3</td> <td></td> </tr> </table>		Total Elevated Play Components	16	-	Required	-	Total Elevated Play Components Accessible By Ramp	13	Required	8		Total Elevated Components Accessible By Transfer	5	Required	4		Total Accessible Ground Level Components Shown	4	Required	3		This play equipment is recommended for children ages 5 - 12		Minimum Area Required: Scale: This drawing can be scaled only when in an 18" x 24" format		IMPORTANT: Soft resilient surfacing should be placed in the use zones of all equipment, as specified for each type of equipment, and at depths to meet the critical fall heights as specified by the U.S. consumer Product Safety Commission, ASTM standard F 1487 and Canadian Standard CAN/CSA-Z-614		Drawn By: CL Date: 8/25/2021 Drawing Name: 104326-01-Opt 1 Main	
		Total Elevated Play Components	16	-	Required	-																													
Total Elevated Play Components Accessible By Ramp	13	Required	8																																
Total Elevated Components Accessible By Transfer	5	Required	4																																
Total Accessible Ground Level Components Shown	4	Required	3																																

Area:
SF: 3617
LF: 277

Area:
SF: 1947
LF: 167



Sales Representative
Tyler Kyriopoulos
tyler@gwpark.com
435-760-5103

Gametime
A PLAYCORE COMPANY
150 PlayCore Drive SE
Fort Payne, AL 35967
www.gametime.com



Goleta Union School District
La Patera ES Main Playground
Goleta, CA
Representative
Great Western Recreation

This Unit includes play events and routes or travel specifically designed for special needs users. It is the opinion of the manufacturer that these play events and routes of travel conform to the accessibility requirements of the ADA (Americans with Disabilities Act)

Total Elevated Play Components	16		
Total Elevated Play Components Accessible By Ramp	-	Required	-
Total Elevated Components Accessible By Transfer	13	Required	8
Total Accessible Ground Level Components Shown	5	Required	4
Total Different Types Of Ground Level Components	4	Required	3

This play equipment is recommended for children ages
5 - 12

Minimum Area Required:
Scale:
This drawing can be scaled only when in an 18" x 24" format

IMPORTANT: Soft resilient surfacing should be placed in the use zones of all equipment, as specified for each type of equipment, and at depths to meet the critical fall heights as specified by the U.S. consumer Product Safety Commission, ASTM standard F 1497 and Canadian Standard CAN/CSA-Z-614

Drawn By:
CL
Date:
8/25/2021
Drawing Name:
104326-01-Opt 1 Main



GameTime C/O Great Western Recreation
 P.O. Box 680121
 Fort Payne, AL 35967
 Office: 435-245-5055 Fax: 435-245-5057
 www.gwpark.com

10/07/2021
 Quote #104326-01-01

La Patera Elementary School Playgrounds

Goleta Union School District
 Attn: Shawn Dahlen
 5701 Hollister Ave
 Goleta, CA 93117
 Phone: 805-681-1200
 sdahlen@goleta.k12.ca.us

Ship to Zip 93117

Quantity	Part #	Description	Unit Price	Amount
		Main Area		
1	RDU	GameTime - 5-12 Playground w/ Shade- Reference Drawing #104326-01-Opt 1	\$54,957.00	\$54,957.00
1	3140	GameTime - KidNetix Apollo	\$16,877.00	\$16,877.00
1	32065	GameTime - Trinet (Small)	\$11,176.00	\$11,176.00
1	RDU	GameTime - Swings- Reference Drawing #104326-01-Opt 1	\$4,669.00	\$4,669.00
1	8665	GameTime - Inchworm Climber F/S	\$1,783.00	\$1,783.00
2	32023	GameTime - Hex Pod Step (2')	\$715.00	\$1,430.00
1	32022	GameTime - Hex Pod Step (1')	\$658.00	\$658.00
1	INSTALL	Install - Demolition and removal of existing play equipment- Prevailing Wage	\$5,915.00	\$5,915.00
1947	INSTALL	Install - Excavation and removal of roughly 1947 SF of PIP 3" depth- Prevailing Wage	\$2.70	\$5,256.90
1947	INSTALL	Install - Excavation and removal of roughly 1947 SF of existing- Prevailing Wage	\$3.35	\$6,522.45
167	INSTALL	Install - Installation of new concrete curb 6"W x 8"H 167 LF- Prevailing Wages	\$46.00	\$7,682.00
1	INSTALL	Install - Installation of new play equipment- Prevailing Wages	\$14,375.00	\$14,375.00
1947	INSTALL	Install - Construction of Substrate 1947 SF of compacted aggregate 4" depth- Prevailing Wages	\$4.00	\$7,788.00
1	INSTALL	Install - Demolition and removal of existing swings- Prevailing Wages	\$3,720.00	\$3,720.00
277	INSTALL	Install - Demolition and removal of existing wood border 277LF and ADA ramp- Prevailing Wages	\$6.00	\$1,662.00
3617	INSTALL	Install - Excavation and removal of roughly 3617 SF of existing EWF at 11" depth- Prevailing Wages	\$2.35	\$8,499.95
3617	INSTALL	Install - Excavation and removal of roughly 3617 SF of existing earth 7.5" depth- Prevailing Wages	\$3.35	\$12,116.95
277	INSTALL	Install - Installation of new concrete curb 6"W x 8"H 277 LF- Prevailing Wages	\$46.00	\$12,742.00
1	INSTALL	Install - Installation of new 3 Bay swings and freestanding pieces- Prevailing wages	\$9,595.00	\$9,595.00
3617	INSTALL	Install - Construction of Substrate 3617 SF of compacted aggregate 4" depth- Prevailing Wages	\$4.00	\$14,468.00



GameTime C/O Great Western Recreation
 P.O. Box 680121
 Fort Payne, AL 35967
 Office: 435-245-5055 Fax: 435-245-5057
 www.gwpark.com

10/07/2021
 Quote #104326-01-01

La Patera Elementary School Playgrounds

Quantity	Part #	Description	Unit Price	Amount
Kinder Area				
1	RDU	GameTime - 2-5 Playground W/ Shade- Reference Drawing #104326-01-Opt 1	\$31,795.00	\$31,795.00
6840	PIP	GT-Impax - Poured in Place Surfacing- 6,840 Total Sq Ft Main = 1947 sf, 8' CFH Swings = 3617 sf, 8' CFH Kinder = 1276 sf, 6' CFH ALL to include 50/50 standard epdm and black - tbd Does not include any TTA pads Aromatic Binder, Prevailing Wages	\$22.46	\$153,626.40
1	INSTALL	Install - Demolition and removal of existing play equipment- Prevailing Wages	\$5,000.00	\$5,000.00
1276	INSTALL	Install - Excavation and removal of roughly 1276 SF of PIP 3" depth- Prevailing Wages	\$2.70	\$3,445.20
1276	INSTALL	Install - Excavation and removal of roughly 1276 SF of asphalt and earth 7.5" depth- Prevailing Wages	\$3.00	\$3,828.00
143	INSTALL	Install - Installation of new concrete curb 6"W x 8"H 143 LF- Prevailing Wages	\$46.00	\$6,578.00
1	INSTALL	Install - Installation of new play equipment- Prevailing Wages	\$9,105.00	\$9,105.00
1276	INSTALL	Install - Construction of Substrate 1276 SF of compacted aggregate 4" depth- Prevailing Wages	\$4.00	\$5,104.00
1	INSTALL	Install - 6' high temporary fencing- Prevailing Wages	\$1,995.00	\$1,995.00
Contract: OMNIA			Sub Total	\$422,369.85
			Discount	(\$24,556.32)
			Material Surcharge	\$17,512.72
			Freight	\$5,900.00
			Tax	\$9,013.36
			Total	\$430,239.61



GameTime C/O Great Western Recreation
P.O. Box 680121
Fort Payne, AL 35967
Office: 435-245-5055 Fax: 435-245-5057
www.gwpark.com

10/07/2021
Quote #104326-01-01

La Patera Elementary School Playgrounds

Comments

Your Sales Rep is Tyler Kyriopoulos. Please reach out to Tyler at 435-760-5103 if you should have any questions regarding this quote.

Pricing is subject to change. Request updated pricing when purchasing from quotes more than 30 days old.

****Material Surcharge reflects raw material price increase****

Shipping and Site Address:
La Patera ES
555 N. La Patera Lane
Goleta, CA 93117

*Freight charges are based on listed zip code and are subject to change if shipping information changes.

Customer is responsible for offloading.

Installation not included.

Prevailing Wages

OMNIA # 5348917

Remit Payment to:

GameTime
P.O. Box 680121
Fort Payne, AL 35968

Taxes:

All applicable taxes will be added at time of invoicing unless otherwise included or a tax-exempt certificate is provided.
If sales tax exempt, you must provide a copy of certificate to be considered exempt.

Prices:

FOB Factory.

Orders:

All orders shall be in writing by purchase order, contract, or similar document made out to PlayCore Wisconsin Inc., dba GameTime.
Standard GameTime equipment orders over \$100,000 may require a deposit of 25% at the time of order and an additional 25% at or before order ships
Standard orders with equipment, installation and surfacing are requested to be split billed.
Equipment, Taxes & Freight as noted above
Installation and Surfacing billed as completed and Due Upon Receipt.

Terms:

Cash With Order Discount-(CWO)-Orders for GameTime equipment paid in full at time of order via check, Electronic Funds Transfer (ACH or wire) are eligible for a three percent (3%) cash with order discount.
Credit terms are Net 30 days, subject to approval by the GameTime Credit Manager. A completed credit application must be submitted and approved prior to the order being received. Please allow at minimum 2 days for the credit review process. GameTime may also require:
Completed Project Information Sheet (if applicable)
Copies of Payment and Performance Bonds (if applicable)
A 1.5% per month finance charge will be imposed on all past due invoices.
Retainage not accepted.
Orders under \$5,000 require payment with order.

DIR# 1000015526 CSLB#855664



GameTime C/O Great Western Recreation
P.O. Box 680121
Fort Payne, AL 35967
Office: 435-245-5055 Fax: 435-245-5057
www.gwpark.com

10/07/2021
Quote #104326-01-01

La Patera Elementary School Playgrounds

INSTALLATION CONDITIONS:

- **ACCESS:** Site should be clear, level and allow for unrestricted access of trucks and machinery.
- **STORAGE:** Customer is responsible for providing a secure location to off-load and store the equipment during the installation process. Once equipment has delivered to the site, the owner is responsible should theft or vandalism occur unless other arrangements are made and noted on the quotation.
- **FOOTER EXCAVATION:** Installation pricing is based on footer excavation through earth/soil only. Customer shall be responsible for unknown conditions such as buried utilities (public & private), tree stumps, rock, or any concealed materials or conditions that may result in additional labor or materials cost.
- **UTILITIES:** Owner is responsible for locating any private utilities.
- **ADDITIONAL COSTS:** Pricing is based on a single mobilization for installation unless otherwise noted. Price includes ONLY what is stated in this quotation. If additional site work or specialized equipment is required, pricing is subject to change.

ACCEPTANCE OF QUOTATION:

Acceptance of this proposal indicates your agreement to the terms and conditions stated herein.

Accepted By (printed): _____ Title: _____

Telephone: _____ Fax: _____

P.O. Number: _____ Date: _____

Purchase Amount: **\$430,239.61**

SALES TAX EXEMPTION CERTIFICATE #: _____ FEIN# _____

(PLEASE PROVIDE A COPY OF CERTIFICATE)

Salesperson's Signature Customer Signature

DIR Project # (California only) _____





GameTime C/O Great Western Recreation
P.O. Box 680121
Fort Payne, AL 35967
Office: 435-245-5055 Fax: 435-245-5057
www.gwpark.com

10/07/2021
Quote #104326-01-01

La Patera Elementary School Playgrounds

Customer Order Info:

BILLING INFORMATION:

Bill to: _____

Contact: _____

Address: _____

Address: _____

City, State: _____ Zip: _____

Tel: _____ Fax: _____

E-mail: _____

SHIPPING INFORMATION (IF DIFFERENT FROM ABOVE):

Ship to: _____

Contact: _____

Address: _____

Address: _____

City, State: _____ Zip: _____

Tel: _____ Fax: _____

E-mail: _____

Learning Tree Preschool

**Learning Tree Preschool Playground- Project 104336-01-Opt 1
Goleta, CA**



**Learning Tree Preschool Playground- Project 104336-01-Opt 1
Goleta, CA**




**Learning Tree Preschool Playground- Project 104336-01-Opt 1
Goleta, CA**

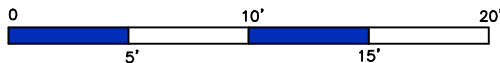
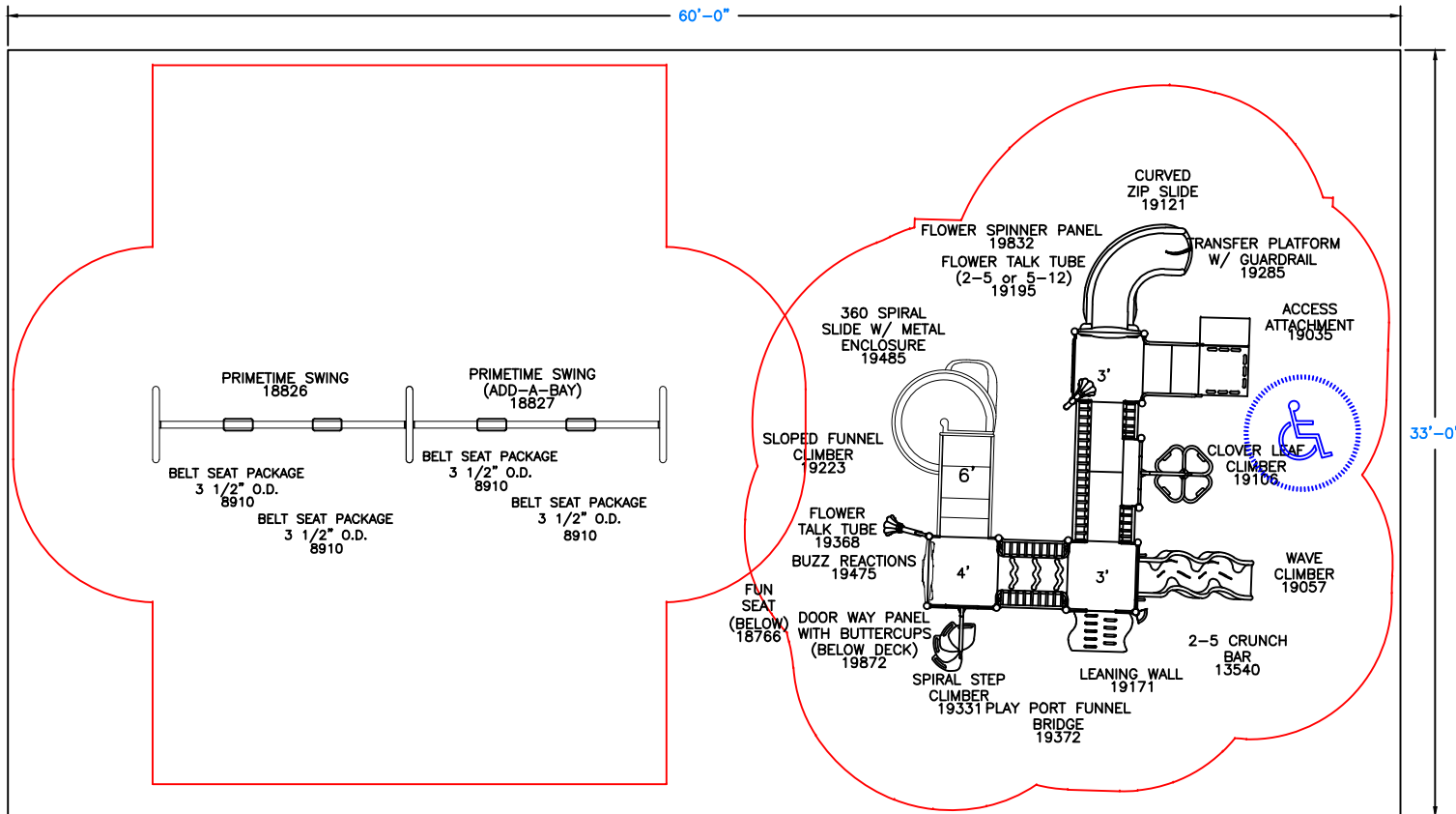


**Learning Tree Preschool Playground- Project 104336-01-Opt 1
Goleta, CA**



**Learning Tree Preschool Playground- Project 104336-01-Opt 1
Goleta, CA**





Area:
SF: 1980
LF: 186



Sales Representative
Tyler Kyriopoulos
tyler@gwpark.com
435-760-5103



Goleta Union School District
Learning Tree Preschool
Goleta, CA
Representative
Great Western Recreation

This Unit includes play events and routes or travel specifically designed for special needs users. It is the opinion of the manufacturer that these play events and routes of travel conform to the accessibility requirements of the ADA (Americans with Disabilities Act)

Total Elevated Play Components	10	Required	5
Total Elevated Play Components Accessible By Ramp	9	Required	3
Total Elevated Components Accessible By Transfer	8	Required	3
Total Accessible Ground Level Components Shown	8	Required	3
Total Different Types Of Ground Level Components	5	Required	3

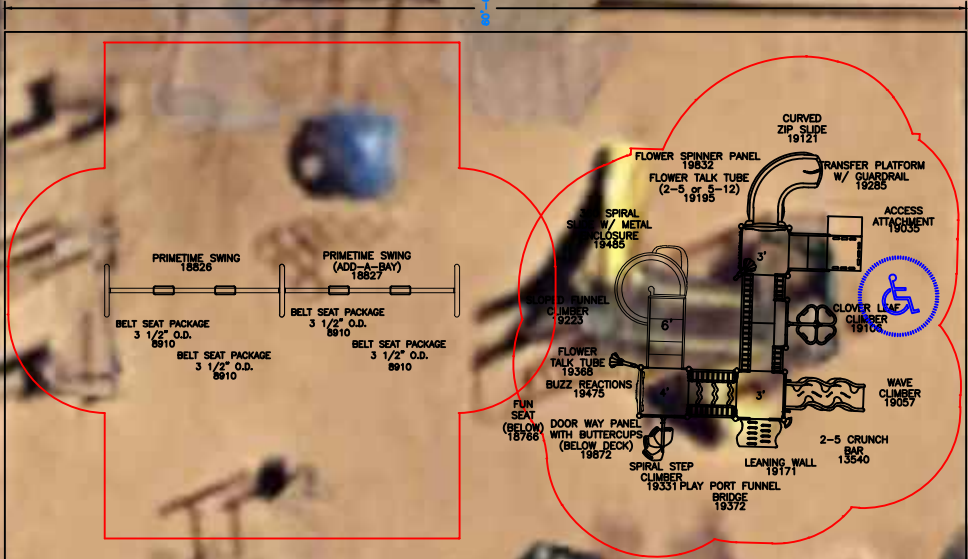
This play equipment is recommended for children ages
2-5

Minimum Area Required:
Scale: 1" = 5'-0"
This drawing can be scaled only when in an 18" x 24" format

IMPORTANT: Soft resilient surfacing should be placed in the use zones of all equipment, as specified for each type of equipment, and at depths to meet the critical fall heights as specified by the U.S. consumer Product Safety Commission, ASTM standard F 1487 and Canadian Standard CAN/CSA-Z-614

Drawn By:
EB
Date:
8/13/2021
Drawing Name:
104336-01-Opt 1

150 PlayCore Drive SE
Fort Payne, AL 35967
www.gametime.com





GameTime C/O Great Western Recreation
 P.O. Box 680121
 Fort Payne, AL 35967
 Office: 435-245-5055 Fax: 435-245-5057
 www.gwpark.com

10/06/2021
 Quote #104336-01-01

Learning Tree Preschool Playground

Goleta Union School District
 Attn: Shawn Dahlen
 401 N Fairview Ave
 Goleta, CA 93117
 Phone: 805-681-1200
 sdahlen@goleta.k12.ca.us

Ship to Zip 93117

Quantity	Part #	Description	Unit Price	Amount
1	-	--- - Main Play Area		
1	RDU	GameTime - Custom 2-5 Playground- <ul style="list-style-type: none"> Reference Drawing 104336-01-Option 1 	\$34,870.00	\$34,870.00
1	-	--- - Swing Set		
1	RDU	GameTime - Swing Set- <ul style="list-style-type: none"> Reference Drawing 104336-01- Option 1 	\$3,145.00	\$3,145.00
1980	PIP	GT-Impax - Poured In Place Rubber Surfacing- **List Price \$56,309.27, discounted per Omnia Contract 1980 Total Sq Ft Main = 1980 sf 8' CFH All to Include 50/50 standard epdm and Black Does not include TTA pads Aromatic Binder Prevailing Wages	\$23.32	\$46,173.60
1	INSTALL	Install - Demolition and removal of existing play equipment- <ul style="list-style-type: none"> Prevailing Wages 	\$3,775.00	\$3,775.00
1980	INSTALL	Install - Excavation and removal of roughly 1980 SF of existing EWF 11" depth- <ul style="list-style-type: none"> Prevailing Wages 	\$2.33	\$4,613.40
186	INSTALL	Install - Demolition and removal of existing wood border 186 LF- <ul style="list-style-type: none"> Prevailing Wages 	\$4.65	\$864.90
1980	INSTALL	Install - Excavation and removal of roughly 1980 Sf of earth 7" depth- <ul style="list-style-type: none"> Prevailing Wages 	\$2.66	\$5,266.80
186	INSTALL	Install - Installation of new concrete curb 186LF of 6"W x 8"H- <ul style="list-style-type: none"> Prevailing Wages 	\$45.18	\$8,403.48
1	INSTALL	Install - Installation of new play equipment Drawing #104336-01-Opt 1- <ul style="list-style-type: none"> Prevailing Wages 	\$8,665.00	\$8,665.00





GameTime C/O Great Western Recreation
 P.O. Box 680121
 Fort Payne, AL 35967
 Office: 435-245-5055 Fax: 435-245-5057
 www.gwpark.com

10/06/2021
 Quote #104336-01-01

Learning Tree Preschool Playground

Quantity	Part #	Description	Unit Price	Amount
1980	INSTALL	Install - Construction of Substrate 1980 Sf of compacted aggregate 4" depth- <ul style="list-style-type: none"> Prevailing Wages 	\$3.99	\$7,900.20
1	INSTALL	Install - 6' high temporary fencing- <ul style="list-style-type: none"> Prevailing Wages 	\$1,995.00	\$1,995.00
Contract: OMNIA			Sub Total	\$125,672.38
			Discount	(\$8,599.91)
			Material Surcharge	\$5,332.76
			Freight	\$2,953.16
			Tax	\$2,692.96
			Total	\$128,051.35

Comments

Your Sales Rep is Tyler Kyriopoulos. Please reach out to Tyler at 435-760-5103 if you should have any questions regarding this quote.

Pricing is subject to change. Request updated pricing when purchasing from quotes more than 30 days old.

****Material Surcharge reflects raw material price increase****

Shipping to Site Address:
 401 N. Fairview Ave
 Goleta, CA 93117

*Freight charges are based on listed zip code and are subject to change if shipping information changes.

Prevailing wages

OMNIA #5348917





GameTime C/O Great Western Recreation
P.O. Box 680121
Fort Payne, AL 35967
Office: 435-245-5055 Fax: 435-245-5057
www.gwpark.com

10/06/2021
Quote #104336-01-01

Learning Tree Preschool Playground

Remit Payment to:

GameTime
P.O. Box 680121
Fort Payne, AL 35968

Taxes:

All applicable taxes will be added at time of invoicing unless otherwise included or a tax-exempt certificate is provided. If sales tax exempt, you must provide a copy of certificate to be considered exempt.

Prices:

FOB Factory.

Orders:

All orders shall be in writing by purchase order, contract, or similar document made out to PlayCore Wisconsin Inc., dba GameTime. Standard GameTime equipment orders over \$100,000 may require a deposit of 25% at the time of order and an additional 25% at or before order ships. Standard orders with equipment, installation and surfacing are requested to be split billed. Equipment, Taxes & Freight as noted above. Installation and Surfacing billed as completed and Due Upon Receipt.

Terms:

Cash With Order Discount-(CWO)-Orders for GameTime equipment paid in full at time of order via check, Electronic Funds Transfer (ACH or wire) are eligible for a three percent (3%) cash with order discount. Credit terms are Net 30 days, subject to approval by the GameTime Credit Manager. A completed credit application must be submitted and approved prior to the order being received. Please allow at minimum 2 days for the credit review process. GameTime may also require: Completed Project Information Sheet (if applicable) Copies of Payment and Performance Bonds (if applicable) A 1.5% per month finance charge will be imposed on all past due invoices. Retainage not accepted. Orders under \$5,000 require payment with order.

DIR# 1000015526 CSLB#855664

INSTALLATION CONDITIONS:

- **ACCESS:** Site should be clear, level and allow for unrestricted access of trucks and machinery.
- **STORAGE:** Customer is responsible for providing a secure location to off-load and store the equipment during the installation process. Once equipment has delivered to the site, the owner is responsible should theft or vandalism occur unless other arrangements are made and noted on the quotation.
- **FOOTER EXCAVATION:** Installation pricing is based on footer excavation through earth/soil only. Customer shall be responsible for unknown conditions such as buried utilities (public & private), tree stumps, rock, or any concealed materials or conditions that may result in additional labor or materials cost.
- **UTILITIES:** Owner is responsible for locating any private utilities.
- **ADDITIONAL COSTS:** Pricing is based on a single mobilization for installation unless otherwise noted. Price includes ONLY what is stated in this quotation. If additional site work or specialized equipment is required, pricing is subject to change.



GameTime C/O Great Western Recreation
P.O. Box 680121
Fort Payne, AL 35967
Office: 435-245-5055 Fax: 435-245-5057
www.gwpark.com

10/06/2021
Quote #104336-01-01

Learning Tree Preschool Playground

ACCEPTANCE OF QUOTATION:

Acceptance of this proposal indicates your agreement to the terms and conditions stated herein.

Accepted By (printed): _____ Title: _____

Telephone: _____ Fax: _____

P.O. Number: _____ Date: _____

Purchase Amount: **\$128,051.35**

SALES TAX EXEMPTION CERTIFICATE #: _____ FEIN# _____

(PLEASE PROVIDE A COPY OF CERTIFICATE)

Salesperson's Signature Customer Signature

DIR Project # (California only) _____



GameTime C/O Great Western Recreation
P.O. Box 680121
Fort Payne, AL 35967
Office: 435-245-5055 Fax: 435-245-5057
www.gwpark.com

10/06/2021
Quote #104336-01-01

Learning Tree Preschool Playground

Customer Order Info:

BILLING INFORMATION:

Bill to: _____

Contact: _____

Address: _____

Address: _____

City, State: _____ Zip: _____

Tel: _____ Fax: _____

E-mail: _____

SHIPPING INFORMATION (IF DIFFERENT FROM ABOVE):

Ship to: _____

Contact: _____

Address: _____

Address: _____

City, State: _____ Zip: _____

Tel: _____ Fax: _____

E-mail: _____

Mountain View Elementary School

**Mountain View Elementary School Kinder Playground-Project 104340-01-Opt 4
Santa Barbara, CA**




**Mountain View Elementary School Kinder Playground-Project 104340-01-Opt 4
Santa Barbara, CA**

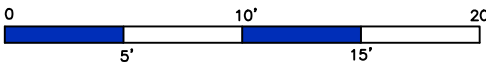
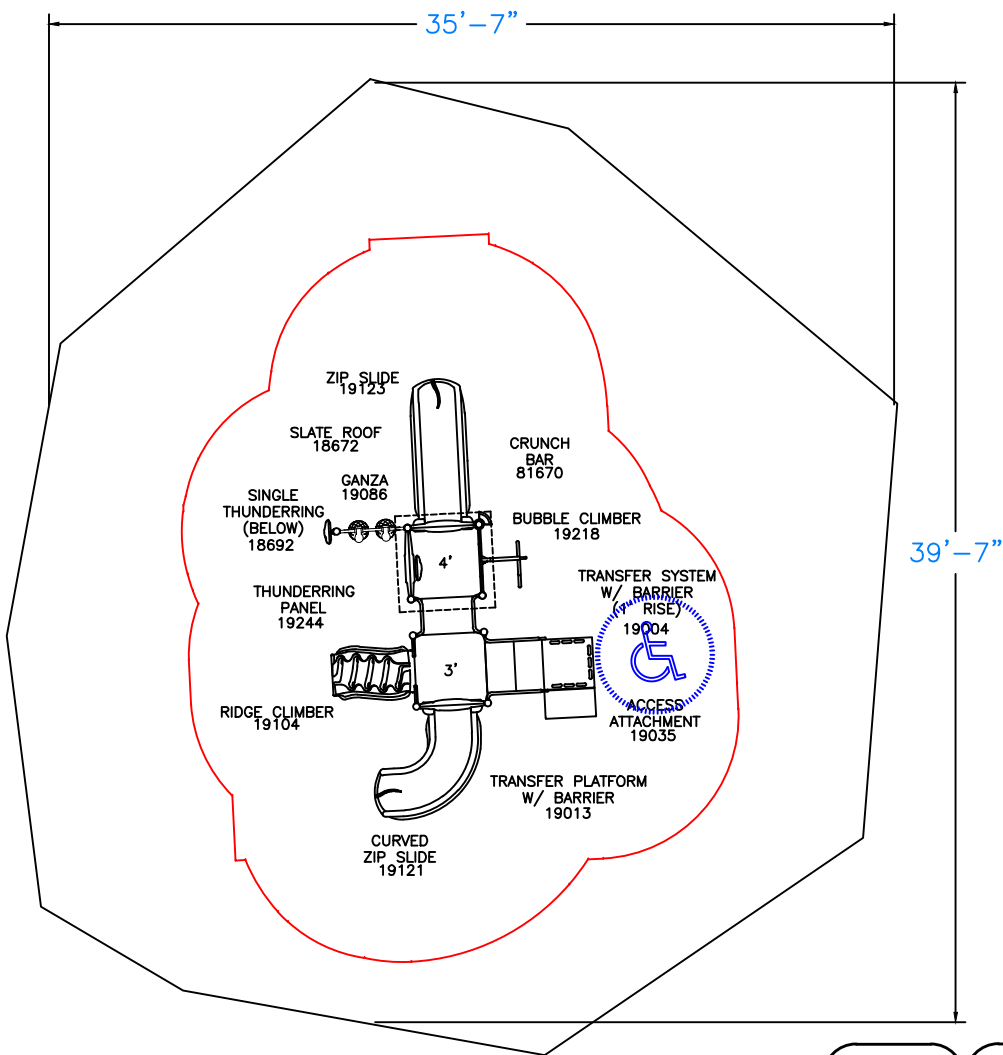


**Mountain View Elementary School Kinder Playground-Project 104340-01-Opt 4
Santa Barbara, CA**



**Mountain View Elementary School Kinder Playground-Project 104340-01-Opt 4
Santa Barbara, CA**





Area:
SF: 1350
LF: 125

 Sales Representative
Tyler Kyriopoulos
tyler@gwpark.com
435-760-5103

GameTime
150 PlayCore Drive SE
Fort Payne, AL 35967
www.gametime.com

ISO 9001 CERTIFIED
Goleta Union School District
Santa Barbara, CA
Representative
Great Western Recreation

This Unit includes play events and routes or travel specifically designed for special needs users. It is the opinion of the manufacturer that these play events and routes of travel conform to the accessibility requirements of the ADA (Americans with Disabilities Act)


Total Elevated Play Components	5	Required	-
Total Elevated Play Components Accessible By Ramp	5	Required	3
Total Elevated Components Accessible By Transfer	3	Required	2
Total Accessible Ground Level Components Shown	2	Required	2
Total Different Types Of Ground Level Components	2	Required	2

This play equipment is recommended for children ages 2-5

Minimum Area Required:
Scale: N/A
This drawing can be scaled only when in an 18" x 24" format

IMPORTANT: Soft resilient surfacing should be placed in the use zones of all equipment, as specified for each type of equipment, and at depths to meet the critical fall heights as specified by the U.S. consumer Product Safety Commission, ASTM standard F 1487 and Canadian Standard CAN/CSA-Z-614

Drawn By:
NM
Date:
8/13/2021
Drawing Name:
104340-01-Opt 2



Area:
SF: 1350
LF: 125



Sales Representative
Tyler Kynopoulos
tyler@gwpark.com
435-760-5103



Goleta Union School District
Santa Barbara, CA
Representative
Great Western Recreation

This Unit includes play events and routes or travel specifically designed for special needs users. It is the opinion of the manufacturer that these play events and routes of travel conform to the accessibility requirements of the ADA (Americans with Disabilities Act)

Total Elevated Play Components	5	Required	-
Total Elevated Play Components Accessible By Ramp	5	Required	3
Total Elevated Components Accessible By Transfer	3	Required	2
Total Accessible Ground Level Components Shown	2	Required	2
Total Different Types Of Ground Level Components	2	Required	2

This play equipment is recommended for children ages 2-5


Minimum Area Required:
Scale: N/A
This drawing can be scaled only when in an 18" x 24" format

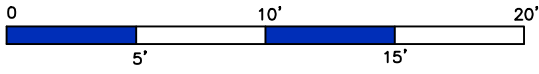
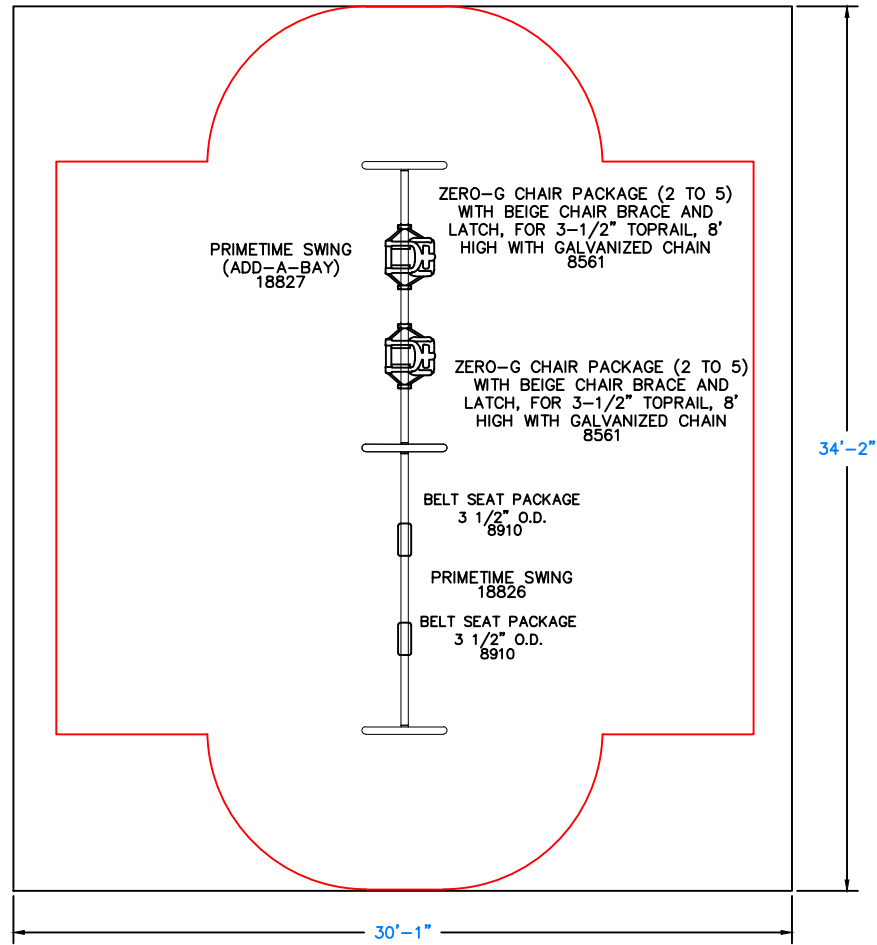
IMPORTANT: Site preparation should be placed in the use zones of all equipment, as specified for each type of equipment, and at depths to meet the critical fall heights as specified by the U.S. consumer Product Safety Commission, ASTM standard F 1487 and Canadian Standard CAN/CSA-Z-614

Drawn by:
NM
Date:
8/13/2021
Drawing Name:
104340-01-Opt 2

**Mountain View Elementary School Kinder Swings-Project 104340-01-Opt 4
Santa Barbara, CA**







Area:
SF: 1100
LF: 129

Sales Representative
Tyler Kyriopoulos
tyler@gwpark.com
435-760-5103

GameTime
150 PlayCore Drive SE
Fort Payne, AL 35967
www.gametime.com

ISO 9001 CERTIFIED
Goleta Union School District
Mountain View ES
Santa Barbara, CA
Representative
Great Western Recreation

This Unit includes play events and routes or travel specifically designed for special needs users. It is the opinion of the manufacturer that these play events and routes of travel conform to the accessibility requirements of the ADA (Americans with Disabilities Act)


Total Elevated Play Components	-	Required	-
Total Elevated Play Components Accessible By Ramp	-	Required	-
Total Elevated Components Accessible By Transfer	-	Required	-
Total Accessible Ground Level Components Shown	1	Required	-
Total Different Types Of Ground Level Components	1	Required	-

This play equipment is recommended for children ages -

Minimum Area Required:
Scale: N/A
This drawing can be scaled only when in an 18" x 24" format

IMPORTANT: Soft resilient surfacing should be placed in the use zones of all equipment, as specified for each type of equipment, and at depths to meet the critical fall heights as specified by the U.S. consumer Product Safety Commission, ASTM standard F 1487 and Canadian Standard CAN/CSA-Z614.

Drawn By:
NM
Date:
8/13/2021
Drawing Name:
104340-01-Opt 3



Area:
SF: 1100
LF: 129



Sales Representative
Tyler Kyriopoulos
tyler@gwpark.com
435-760-5103

GameTime
150 PlayCore Drive SE
Fort Payne, AL 35967
www.gametime.com



Goleta Union School District
Mountain View ES
Santa Barbara, CA
Representative
Great Western Recreation

This Unit includes play events and routes or travel specifically designed for special needs users. It is the opinion of the manufacturer that these play events and routes of travel conform to the accessibility requirements of the ADA (Americans with Disabilities Act)

Total Elevated Play Components	-	Required	-
Total Elevated Play Components Accessible By Ramp	-	Required	-
Total Elevated Components Accessible By Transfer	-	Required	-
Total Accessible Ground Level Components Shown	1	Required	-
Total Different Types Of Ground Level Components	1	Required	-

This play equipment is recommended for children ages

Minimum Area Required:
Scale: N/A
This drawing can be scaled only when in an 18" x 24" format.

IMPORTANT: Soft resilient surfacing should be placed in the use zones of all equipment, as specified for each type of equipment, and at depths to meet the critical fall heights as specified by the U.S. consumer Product Safety Commission, ASTM standard F 1487 and Canadian Standard CAN/CSA-Z-614.

Drawn By:
NM
Date:
8/13/2021
Drawing Name:
104340-01-Opt 3

**Mountain View Elementary School Main Playground-Project 104340-01-Opt 4
Santa Barbara, CA**



**Mountain View Elementary School Main Playground-Project 104340-01-Opt 4
Santa Barbara, CA**



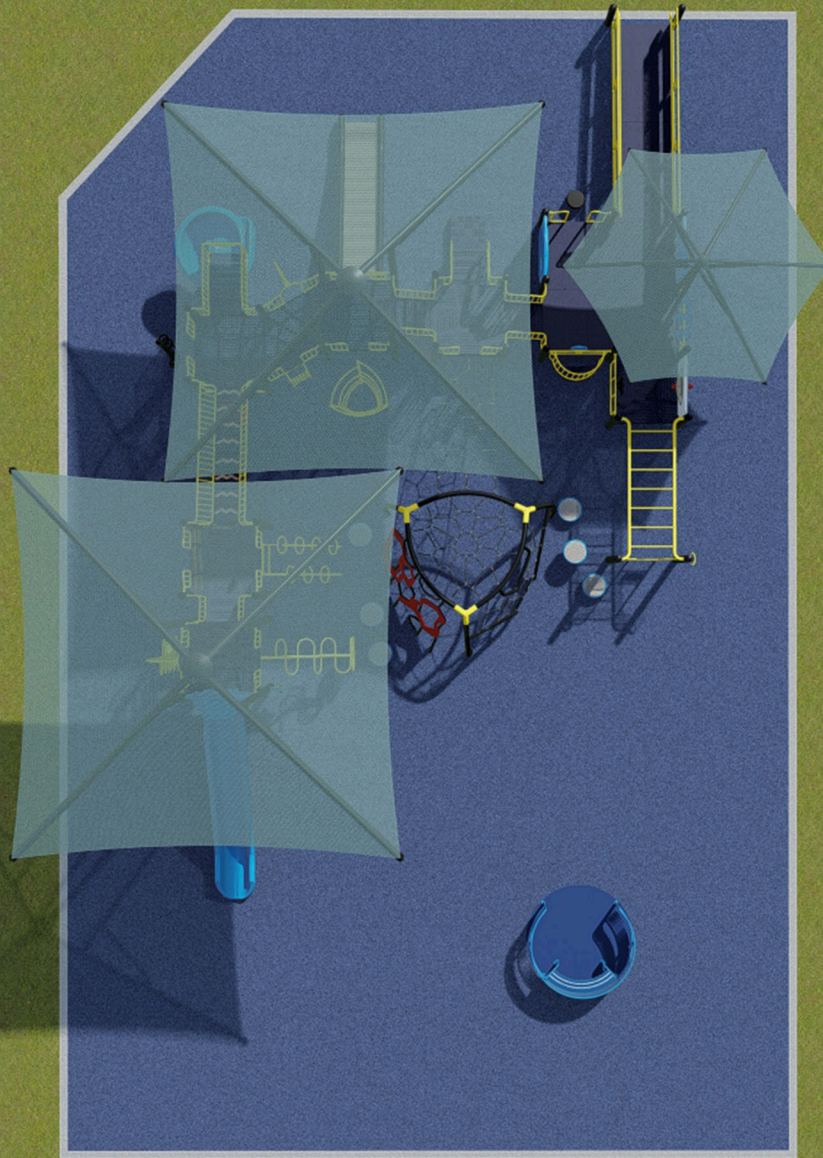
**Mountain View Elementary School Main Playground-Project 104340-01-Opt 4
Santa Barbara, CA**

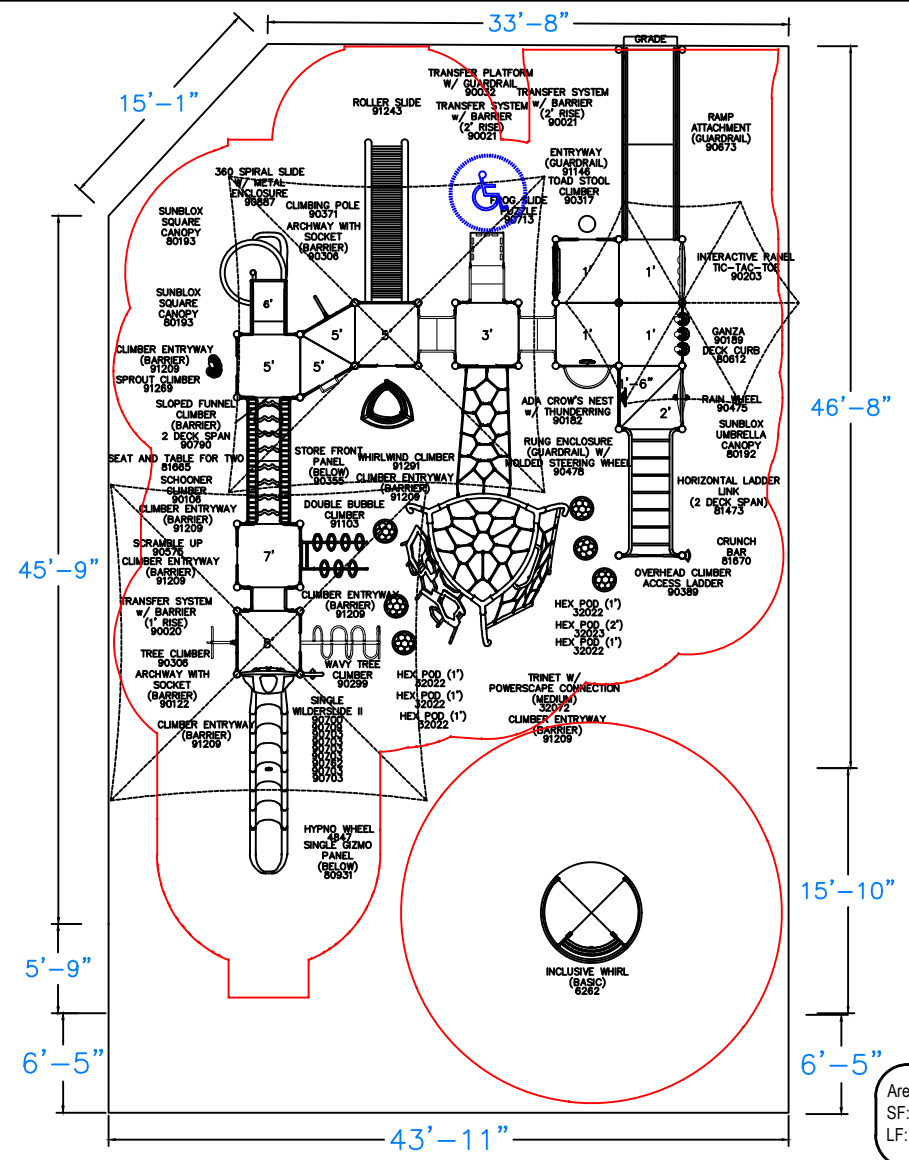


**Mountain View Elementary School Main Playground-Project 104340-01-Opt 4
Santa Barbara, CA**



**Mountain View Elementary School Main Playground-Project 104340-01-Opt 4
Santa Barbara, CA**





Area:
SF: 2971
LF: 220



Sales Representative
Tyler Kyriopoulos
tyler@gwpark.com
435-760-5103

GameTime
A PlayCore Company
150 PlayCore Drive SE
Fort Payne, AL 35967
www.gametime.com

ISO 9001 CERTIFIED
PLAYCORE
CERTIFIED

Mountain View Elementary PTA
Goleta USD
Santa Barbara, CA
Representative
Great Western Recreation

This Unit includes play events and routes of travel specifically designed for special needs users. It is the opinion of the manufacturer that these play events and routes of travel conform to the accessibility requirements of the ADA (Americans with Disabilities Act)

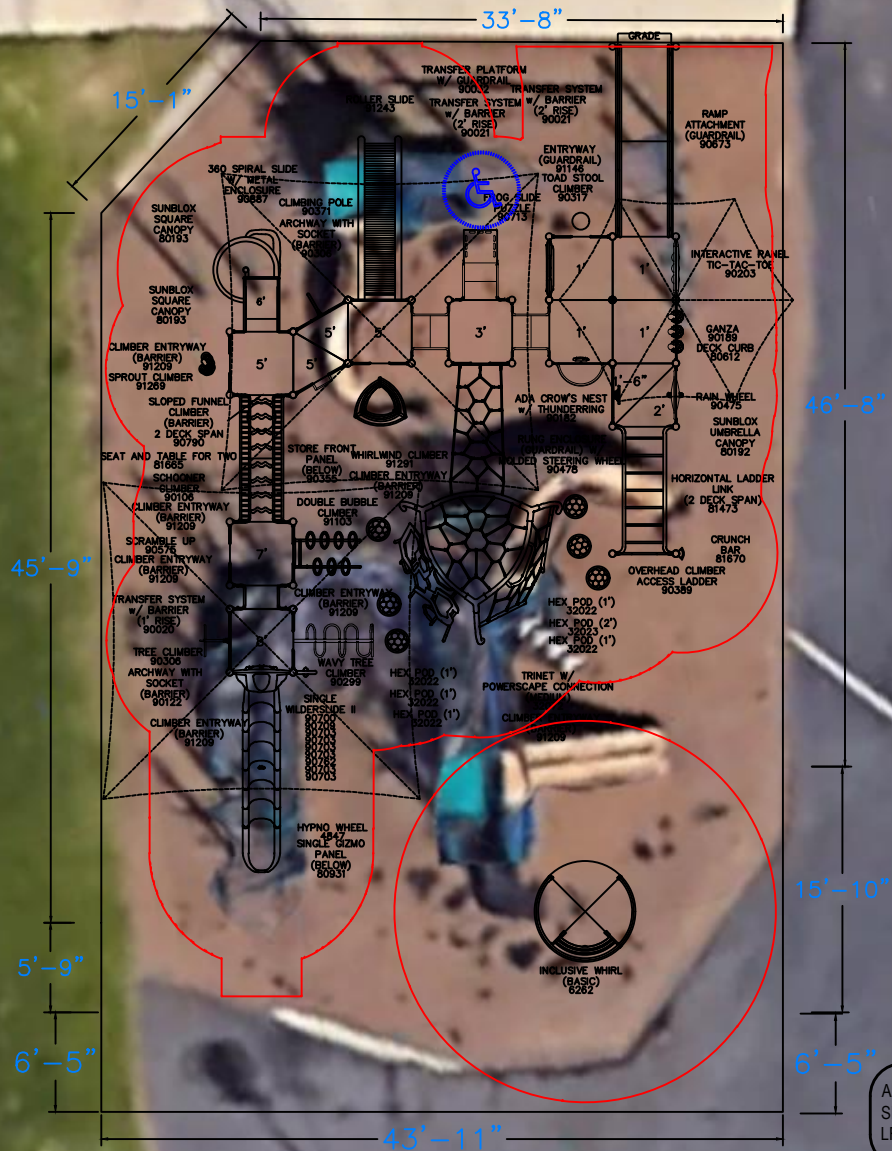
Total Elevated Play Components	20	Required	5
Total Elevated Play Components Accessible By Ramp	8	Required	10
Total Elevated Components Accessible By Transfer	20	Required	10
Total Accessible Ground Level Components Shown	9	Required	7
Total Different Types Of Ground Level Components	4	Required	3

This play equipment is recommended for children ages
5 - 12

Minimum Area Required:
Scale: N/A
This drawing can be scaled only when in an 18" x 24" format

IMPORTANT: Soft resilient surfacing should be placed in the use zones of all equipment, and at depths to meet the critical fall heights as specified by the U.S. consumer Product Safety Commission, ASTM standard F 1487 and Canadian Standard CAN/CSA-Z-614

Drawn By:
NM
Date:
8/13/2021
Drawing Name:
104340-01-Opt 3



Area:
SF: 2971
LF: 220



Sales Representative
Tyler Kyriopoulos
tyler@gwpark.com
435-760-5103



Mountain View Elementary PTA
Goleta USD
Santa Barbara, CA
Representative
Great Western Recreation

This Unit includes play events and routes or travel specifically designed for special needs users. It is the opinion of the manufacturer that these play events and routes of travel conform to the accessibility requirements of the ADA (Americans with Disabilities Act)

Total Elevated Play Components	20	Required	5
Total Elevated Play Components Accessible By Ramp	8	Required	10
Total Elevated Components Accessible By Transfer	20	Required	10
Total Accessible Ground Level Components Shown	9	Required	7
Total Different Types Of Ground Level Components	4	Required	3

This play equipment is recommended for children ages
5 - 12

Minimum Area Required.
Scale: N/A
This drawing can be scaled only when in an 18" x 24" format

IMPORTANT: Soft resilient surfacing should be placed in the use zones of all equipment, as specified for each type of equipment, and at depths to meet the critical fall heights as specified by the U.S. consumer Product Safety Commission, ASTM standard F 1487 and Canadian Standard CAN/CSA-Z-614

Drawn By:
NM
Date:
8/13/2021
Drawing Name:
104340-01-Opt 3


**Mountain View Elementary School Main Swings-Project 104340-01-Opt 4
Santa Barbara, CA**

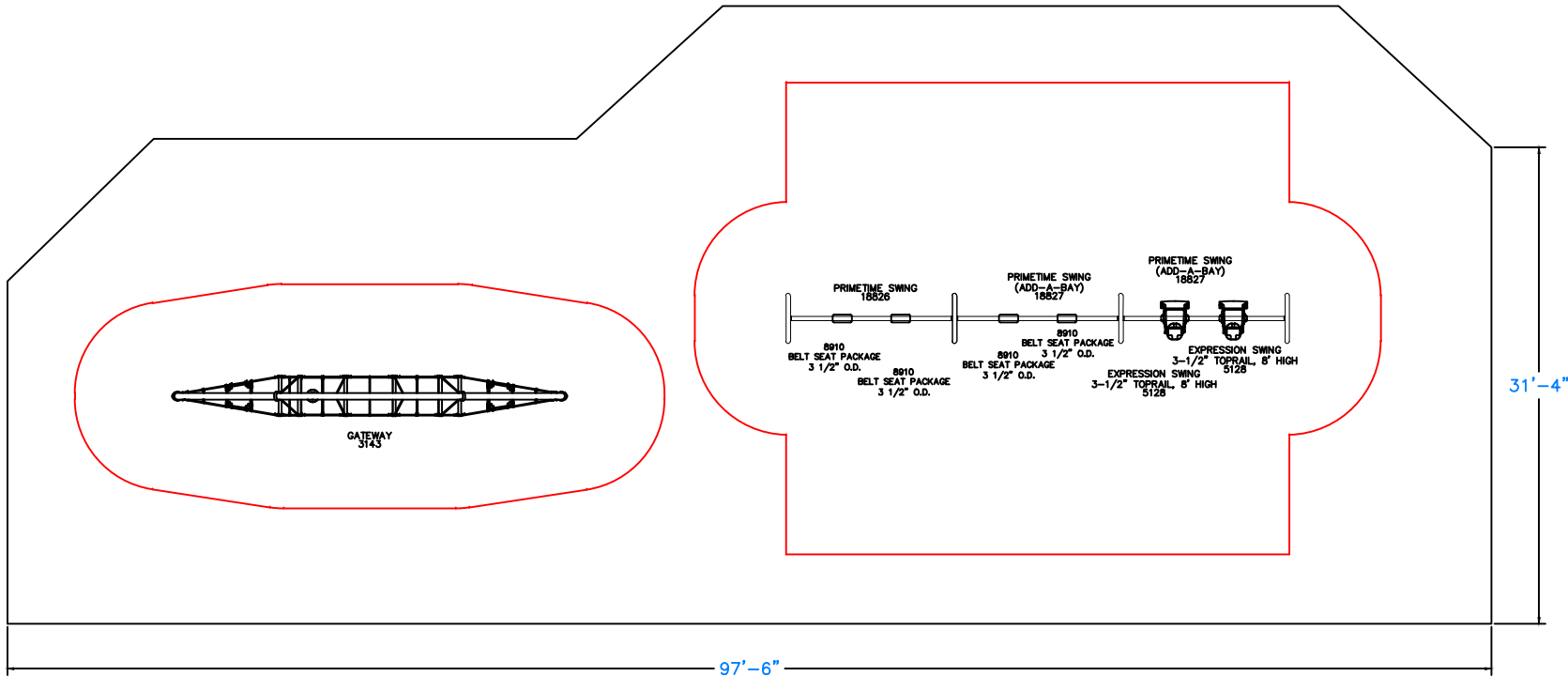


**Mountain View Elementary School Main Swings-Project 104340-01-Opt 4
Santa Barbara, CA**



**Mountain View Elementary School Main Swings-Project 104340-01-Opt 4
Santa Barbara, CA**





97'-6"

31'-4"



Area:
SF: 3700
LF: 260


Sales Representative
Tyler Kyriopoulos
tyler@gwpark.com
435-760-5103

GameTime
150 PlayCore Drive SE
Fort Payne, AL 35967
www.gametime.com



Goleta Union School District
Mountain View ES
Santa Barbara, CA
Representative
Great Western Recreation

This Unit includes play events and routes or travel specifically designed for special needs users. It is the opinion of the manufacturer that these play events and routes of travel conform to the accessibility requirements of the ADA (Americans with Disabilities Act)

Total Elevated Play Components	-	Required	-
Total Elevated Play Components Accessible By Ramp	-	Required	-
Total Elevated Components Accessible By Transfer	7	Required	-
Total Accessible Ground Level Components Shown	2	Required	-
Total Different Types Of Ground Level Components			

This play equipment is recommended for children ages
2-5

Minimum Area Required:
Scale: N/A
This drawing can be scaled only when in an 18" x 24" format.

IMPORTANT: Soft resilient surfacing should be placed in the use zones of all equipment, as specified for each type of equipment, and at depths to meet the critical fall heights as specified by the U.S. consumer Product Safety Commission, ASTM standard F 1487 and Canadian Standard CAN/CSA-Z-614

Drawn By:
NM
Date:
8/25/2021
Drawing Name:
104340-01-Opt 3



97'-6"

31'-4"

GATEWAY
3143

PRIMETIME SWING
18826

PRIMETIME SWING
(ADD-A-BAY)
18827

PRIMETIME SWING
(ADD-A-BAY)
18827


8910
BELT SEAT PACKAGE
3 1/2" O.D.

8910
BELT SEAT PACKAGE
3 1/2" O.D.

8910
BELT SEAT PACKAGE
3 1/2" O.D.

EXPRESSION SWING
5128
3-1/2" TOPRAIL, 8' HIGH

EXPRESSION SWING
5128
3-1/2" TOPRAIL, 8' HIGH



Area:
SF: 3700
LF: 260



Sales Representative
Tyler Kyriopoulos
tyler@gwpark.com
435-760-5103



Goleta Union School District
Mountain View ES
Santa Barbara, CA

Representative
Great Western Recreation

This unit includes all events and routes for travel specifically designed for special needs users. It is the opinion of the manufacturer that these play events and routes of travel conform to the accessibility requirements of the ADA (Americans with Disabilities Act)

Total Elevated Play Components	-	Required	-
Total Elevated Play Components Accessible By Ramp	-	Required	-
Total Elevated Components Accessible By Transfer	7	Required	-
Total Accessible Ground Level Components Shown	2	Required	-
Total Different Types Of Ground Level Components			

This play equipment is recommended for children ages
2-5

Minimum Area Required:
Scale: N/A
This drawing can be scaled only when in an 18" x 24" format

IMPORTANT: Soft resilient surfacing should be placed in the use zones of all equipment, as specified for each type of equipment, and at depths to meet the critical fall heights as specified by the U.S. consumer Product Safety Commission, ASTM standard F 1487 and Canadian Standard CAN/CSA-Z-614

Drawn By:
NM
Date:
8/25/2021
Drawing Name:
104340-01-Opt 3

150 PlayCore Drive SE
Fort Payne, AL 35967
www.gametime.com



GameTime C/O Great Western Recreation
 P.O. Box 680121
 Fort Payne, AL 35967
 Office: 435-245-5055 Fax: 435-245-5057
 www.gwpark.com

10/08/2021
 Quote #104340-01-03

Mountain View ES Playground Structures Option 4

Goleta Union School District
 Attn: Shawn Dahlen
 5701 Hollister Ave
 Goleta, CA 93117
 Phone: 805-681-1200
 sdahlen@goleta.k12.ca.us

Ship to Zip 93111

Quantity	Part #	Description	Unit Price	Amount
1	Mountain View Swing Area	---		
1	RDU	GameTime - Swing Area- Reference Drawing #104340-01-Opt 3	\$20,764.00	\$20,764.00
1	INSTALL	Install - Demolition and removal of existing swings- SWING AREA Prevailing Wages	\$3,774.00	\$3,774.00
1	INSTALL	Install - Demolition and removal of existing plastic border 260 LF and ADA ramp- SWING AREA Prevailing Wages	\$2,046.00	\$2,046.00
3700	INSTALL	Install - Excavation and removal of 3700 SF of existing EWF 11" depth- SWING AREA Prevailing Wages	\$1.93	\$7,141.00
3700	INSTALL	Install - Excavation and removal of 3700 SF of asphalt and earth 7.5" depth- SWING AREA Prevailing Wages	\$2.66	\$9,842.00
260	INSTALL	Install - Installation of new concrete curb 6"W x 8"H 260LF- SWING AREA Prevailing Wages	\$45.17	\$11,744.20
1	INSTALL	Install - Installation of new 3 bay swing and freestanding equipment- SWING AREA Prevailing Wages	\$4,996.00	\$4,996.00
3700	INSTALL	Install - Construction of Substrate 3700 SF of compacted aggregate 4" depth- SWING AREA Prevailing Wages	\$3.33	\$12,321.00
1	Mountain View Kinder Playground	---		
1	RDU	GameTime - Kinder Area- Reference Drawing #104340-01-Opt 3	\$17,362.00	\$17,362.00
1	INSTALL	Install - Demolition and removal of existing play equipment ion asphalt- KINDER AREA Prevailing Wages	\$3,667.00	\$3,667.00
1350	INSTALL	Install - Excavation and removal of 1350 SF of PIP 3" depth- KINDER AREA Prevailing Wages	\$2.66	\$3,591.00



GameTime C/O Great Western Recreation
 P.O. Box 680121
 Fort Payne, AL 35967
 Office: 435-245-5055 Fax: 435-245-5057
 www.gwpark.com

10/08/2021
 Quote #104340-01-03

Mountain View ES Playground Structures Option 4

Quantity	Part #	Description	Unit Price	Amount
1350	INSTALL	Install - Excavation and removal of 1350 SF of existing asphalt and earth 7" depth- KINDER AREA Prevailing Wages	\$2.99	\$4,036.50
125	INSTALL	Install - Installation of new concrete curb 6"W x 8"H 125 LF- KINDER AREA Prevailing Wages	\$45.17	\$5,646.25
1	INSTALL	Install - Installation of new play equipment Drawing #104340-01-Opt 2- KINDER AREA Prevailing Wages	\$4,332.00	\$4,332.00
1350	INSTALL	Install - Construction of Substrate 1350 of compacted aggregate 4" depth- KINDER AREA Prevailing Wages	\$3.99	\$5,386.50
1	Mountain View Main Playground	---		
1	RDU	GameTime - Main Playground with Integrated Shades- Reference Drawing #104340-01-Opt 3	\$159,439.00	\$159,439.00
1	INSTALL	Install - Demolition of existing playstructure- MAIN AREA Prevailing Wages	\$4,024.00	\$4,024.00
2468	INSTALL	Install - Demolition of existing PIP- MAIN AREA Prevailing Wages	\$4.30	\$10,612.40
2971	INSTALL	Install - Demolition of existing asphalt- MAIN AREA Prevailing Wages If Petromat exists under asphalt price will increase.	\$4.38	\$13,012.98
185	INSTALL	Install - Concrete curb 8" deep 6" wide- MAIN AREA Prevailing Wages	\$52.43	\$9,699.55
2971	INSTALL	Install - Construction of Substrate- MAIN AREA Prevailing Wages	\$4.70	\$13,963.70
1	INSTALL	Install - Installation of Main Playground- MAIN AREA Prevailing Wages	\$53,643.00	\$53,643.00
2971	PIP	GT-Impax - 2,971 SF of PIP for Main Playground- 2971 sf, 8' CFH Includes 50/50 standard epdm and black - tbd Aromatic Binder, Prevailing Wages	\$21.53	\$63,965.63
1	Mountain View Kinder Swings	---		
1	RDU	GameTime - Kinder Swing Area- Reference Drawing #104340-01-Opt 3	\$3,659.00	\$3,659.00
1	INSTALL	Install - Demolition and removal of existing swing- KINDER SWING AREA Prevailing Wages	\$612.00	\$612.00



GameTime C/O Great Western Recreation
 P.O. Box 680121
 Fort Payne, AL 35967
 Office: 435-245-5055 Fax: 435-245-5057
 www.gwpark.com

10/08/2021
 Quote #104340-01-03

Mountain View ES Playground Structures Option 4

Quantity	Part #	Description	Unit Price	Amount
1	INSTALL	Install - Demolition and removal of existing wood border 129LF- KINDER SWING AREA Prevailing Wages	\$957.00	\$957.00
1100	INSTALL	Install - Excavation and removal of existing EWF 11" depth 1100 SF- KINDER SWING AREA Prevailing Wages	\$2.99	\$3,289.00
1100	INSTALL	Install - Excavation and removal of existing asphalt and earth 1100 SF- KINDER SWING AREA Prevailing Wages	\$3.33	\$3,663.00
129	INSTALL	Install - Installation of new concrete curb 6"W x 8"H 129 LF- KINDER SWING AREA Prevailing Wages	\$45.17	\$5,826.93
1	INSTALL	Install - Installation of new 2 bay swing- KINDER SWING AREA Prevailing Wages	\$2,445.00	\$2,445.00
1100	INSTALL	Install - Construction of Substrate 1100 SF of compacted aggregate 4" depth- KINDER SWING AREA Prevailing Wages	\$3.99	\$4,389.00
1	INSTALL	Install - 6' high temporary fencing- KINDER SWING AREA Prevailing Wages	\$1,993.00	\$1,993.00
6150	PIP	GT-Impax - 6,150 SF of PIP- **List Price \$167,325.00, discounted per Omnia Contract 6,150 Total Sq Ft Swings = 3700 sf, 8' CFH Kinder = 1350 sf, 6' CFH Kinder Swings = 1100 sf, 8' CFH ALL to include 50/50 standard epdm and black - tbd Does not include any TTA pads Aromatic Binder, Prevailing Wages	\$22.31	\$137,206.50
Contract: OMNIA			Sub Total	\$609,050.14
			Discount	(\$41,157.38)
			Material Surcharge	\$28,439.91
			Estimated Freight	\$11,800.00
			Tax	\$14,609.26
			Total	\$622,741.93





GameTime C/O Great Western Recreation
P.O. Box 680121
Fort Payne, AL 35967
Office: 435-245-5055 Fax: 435-245-5057
www.gwpark.com

10/08/2021
Quote #104340-01-03

Mountain View ES Playground Structures Option 4

Comments

Your Sales Rep is Tyler Kyriopoulos. Please reach out to Tyler at 435-760-5103 if you should have any questions regarding this quote.

Pricing is subject to change. Request updated pricing when purchasing from quotes more than 30 days old.

****Material Surcharge reflects raw material price increase****

Shipping to Site:
5465 Queen Anne Lane
Santa Barbara, CA 93111

Freight is based on shipping zip that is listed. Freight is subject to change if shipping zip changes.

Customer is responsible for offloading of equipment

Prevailing Wages

OMNIA #5348917
Remit Payment to:
GameTime
P.O. Box 680121
Fort Payne, AL 35968

Taxes:

All applicable taxes will be added at time of invoicing unless otherwise included or a tax-exempt certificate is provided. If sales tax exempt, you must provide a copy of certificate to be considered exempt.

Prices:

FOB Factory.

Orders:

All orders shall be in writing by purchase order, contract, or similar document made out to PlayCore Wisconsin Inc., dba GameTime. Standard GameTime equipment orders over \$100,000 may require a deposit of 25% at the time of order and an additional 25% at or before order ships. Standard orders with equipment, installation and surfacing are requested to be split billed. Equipment, Taxes & Freight as noted above. Installation and Surfacing billed as completed and Due Upon Receipt.

Terms:

Cash With Order Discount-(CWO)-Orders for GameTime equipment paid in full at time of order via check, Electronic Funds Transfer (ACH or wire) are eligible for a three percent (3%) cash with order discount. Credit terms are Net 30 days, subject to approval by the GameTime Credit Manager. A completed credit application must be submitted and approved prior to the order being received. Please allow at minimum 2 days for the credit review process. GameTime may also require: Completed Project Information Sheet (if applicable) Copies of Payment and Performance Bonds (if applicable) A 1.5% per month finance charge will be imposed on all past due invoices. Retainage not accepted. Orders under \$5,000 require payment with order.

DIR# 1000015526 CSLB#855664



GameTime C/O Great Western Recreation
P.O. Box 680121
Fort Payne, AL 35967
Office: 435-245-5055 Fax: 435-245-5057
www.gwpark.com

10/08/2021
Quote #104340-01-03

Mountain View ES Playground Structures Option 4

INSTALLATION CONDITIONS:

- **ACCESS:** Site should be clear, level and allow for unrestricted access of trucks and machinery.
- **STORAGE:** Customer is responsible for providing a secure location to off-load and store the equipment during the installation process. Once equipment has delivered to the site, the owner is responsible should theft or vandalism occur unless other arrangements are made and noted on the quotation.
- **FOOTER EXCAVATION:** Installation pricing is based on footer excavation through earth/soil only. Customer shall be responsible for unknown conditions such as buried utilities (public & private), tree stumps, rock, or any concealed materials or conditions that may result in additional labor or materials cost.
- **UTILITIES:** Owner is responsible for locating any private utilities.
- **ADDITIONAL COSTS:** Pricing is based on a single mobilization for installation unless otherwise noted. Price includes ONLY what is stated in this quotation. If additional site work or specialized equipment is required, pricing is subject to change.

ACCEPTANCE OF QUOTATION:

Acceptance of this proposal indicates your agreement to the terms and conditions stated herein.

Accepted By (printed): _____ Title: _____

Telephone: _____ Fax: _____

P.O. Number: _____ Date: _____

Purchase Amount: **\$622,741.93**

SALES TAX EXEMPTION CERTIFICATE #: _____ FEIN# _____

(PLEASE PROVIDE A COPY OF CERTIFICATE)

Salesperson's Signature Customer Signature

DIR Project # (California only) _____





GameTime C/O Great Western Recreation
P.O. Box 680121
Fort Payne, AL 35967
Office: 435-245-5055 Fax: 435-245-5057
www.gwpark.com

10/08/2021
Quote #104340-01-03

Mountain View ES Playground Structures Option 4

Customer Order Info:

BILLING INFORMATION:

Bill to: _____

Contact: _____

Address: _____

Address: _____

City, State: _____ Zip: _____

Tel: _____ Fax: _____

E-mail: _____

SHIPPING INFORMATION (IF DIFFERENT FROM ABOVE):

Ship to: _____

Contact: _____

Address: _____

Address: _____

City, State: _____ Zip: _____

Tel: _____ Fax: _____

E-mail: _____

South Coast Montessori/Waldorf School

**South Coast Montessori Playground- Project 104335-01-Opt 1
Goleta, CA**



**South Coast Montessori Playground- Project 104335-01-Opt 1
Goleta, CA**




**South Coast Montessori Playground- Project 104335-01-Opt 1
Goleta, CA**

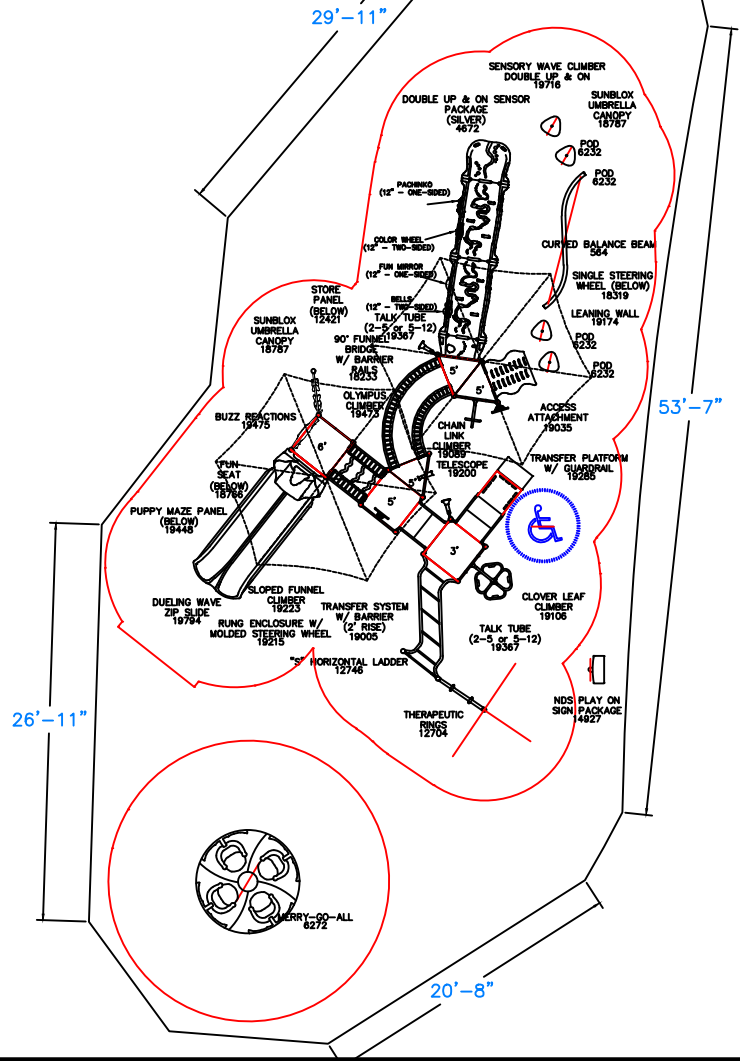
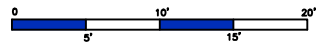


**South Coast Montessori Playground- Project 104335-01-Opt 1
Goleta, CA**

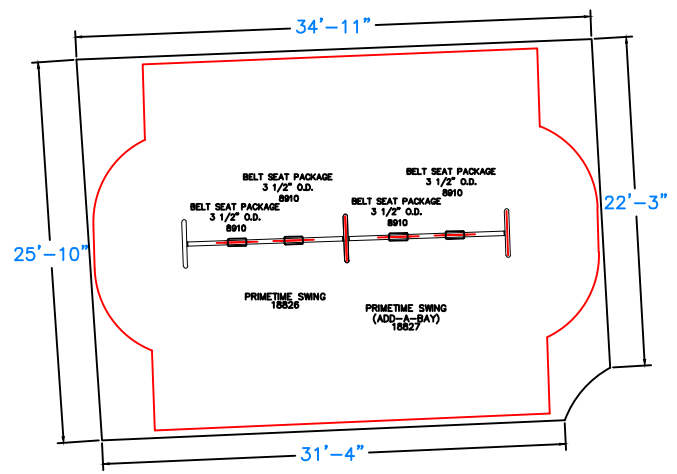


**South Coast Montessori Playground- Project 104335-01-Opt 1
Goleta, CA**





Swings Inserted at 6'



Area: Swings
SF: 889
LF: 120

Area: 2-12
SF: 2254
LF: 201



Sales Representative
Tyler Kyriopoulos
tyler@gwpark.com
435-760-5103



South Coast Montessori School
Goleta, CA
Representative
Great Western Recreation

This Unit includes play events and routes or travel specifically designed for special needs users. It is the opinion of the manufacturer that these play events and routes of travel conform to the accessibility requirements of the ADA (Americans with Disabilities Act)

Total Elevated Play Components	11	Required	-
Total Elevated Play Components Accessible By Ramp	11	Required	6
Total Elevated Components Accessible By Transfer	12	Required	4
Total Accessible Ground Level Components Shown	7	Required	3

This play equipment is recommended for children ages 5-12

Minimum Area Required:
Scale: -
This drawing can be scaled only when in an 18" x 24" format

IMPORTANT: Soft resilient surfacing should be placed in the use zones of all equipment, as specified for each type of equipment, and at depths to meet the critical fall heights as specified by the U.S. consumer Product Safety Commission, ASTM standard F 1487 and Canadian Standard CAN/CSA-Z-614

Drawn By:
MM
Date:
08/25/2021
Drawing Name:
104335-01-Opt 1

**South Coast Waldorf Playground- Project 104335-01-Opt 1
Goleta, CA**



**South Coast Waldorf Playground- Project 104335-01-Opt 1
Goleta, CA**



**South Coast Waldorf Playground- Project 104335-01-Opt 1
Goleta, CA**




**South Coast Waldorf Playground- Project 104335-01-Opt 1
Goleta, CA**

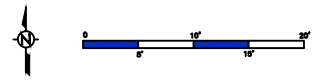
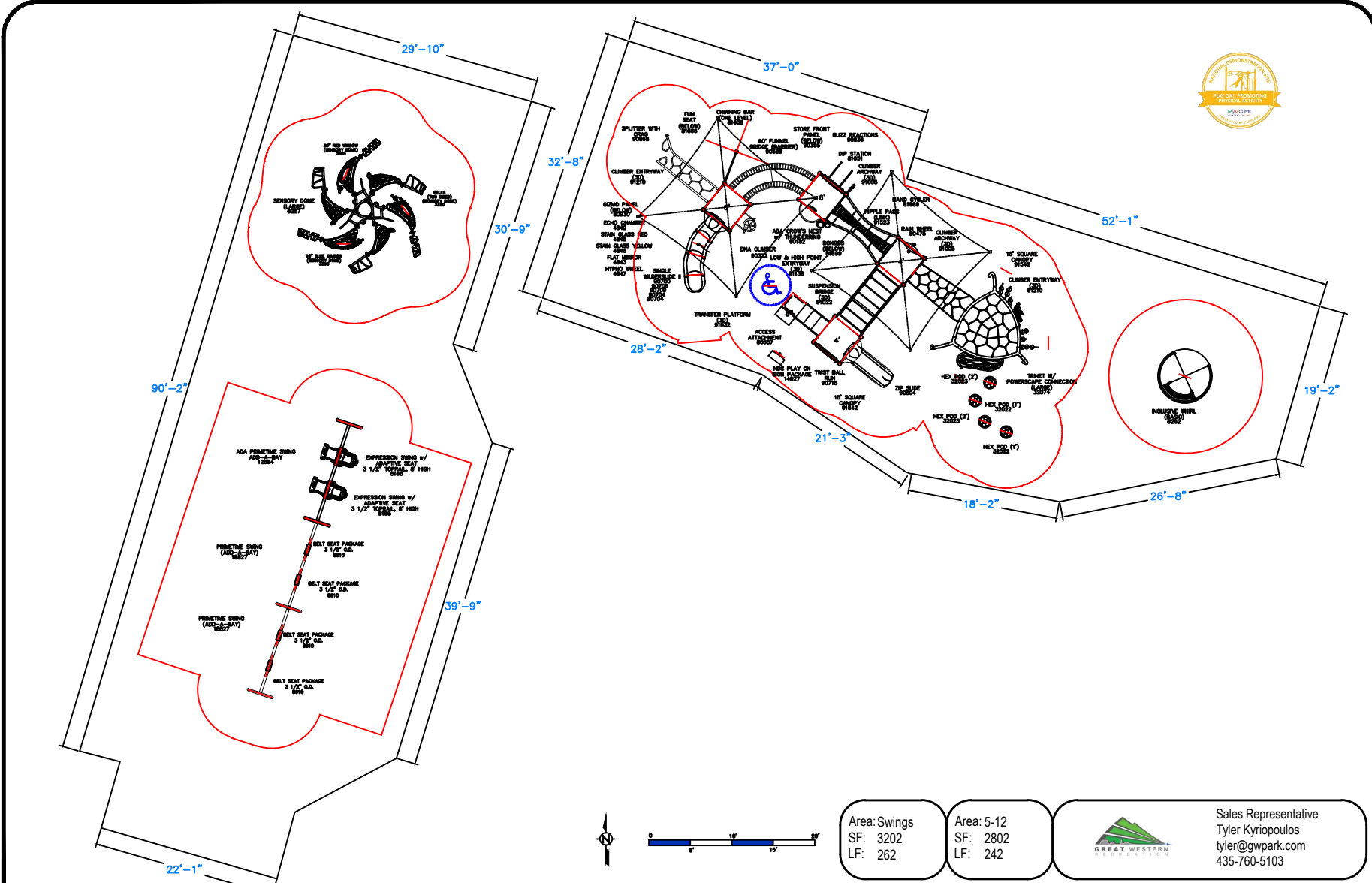


**South Coast Waldorf Playground- Project 104335-01-Opt 1
Goleta, CA**



**South Coast Waldorf Playground- Project 104335-01-Opt 1
Goleta, CA**





Area: Swings	Area: 5-12
SF: 3202	SF: 2802
LF: 262	LF: 242


 Sales Representative
 Tyler Kyriopoulos
 tyler@gwpark.com
 435-760-5103



 150 PlayCore Drive SE
 Fort Payne, AL 35967
 www.gametime.com

Waldorf School
 Goleta, CA
 Representative
 Great Western Recreation

This Unit includes play events and routes or travel specifically designed for special needs users. It is the opinion of the manufacturer that these play events and routes of travel conform to the accessibility requirements of the ADA (Americans with Disabilities Act)

Total Elevated Play Components	11	-	-
Total Elevated Play Components Accessible By Ramp	11	Required	6
Total Elevated Components Accessible By Transfer	11	Required	3
Total Accessible Ground Level Components Shown	11	Required	3
Total Different Types Of Ground Level Components	6	Required	3

This play equipment is recommended for children ages 5 - 12

Minimum Area Required: -
 Scale: -
 This drawing can be scaled only when in an 18" x 24" format

IMPORTANT: Soft resilient surfacing should be placed in the use zones of all equipment, as specified for each type of equipment, and at depths to meet the critical fall heights as specified by the U.S. consumer Product Safety Commission, ASTM standard F 1487 and Canadian Standard CAN/CSA-Z-614

Drawn By: MM
 Date: 08/25/2021
 Drawing Name: 104335-01-Opt 1





GameTime C/O Great Western Recreation
 P.O. Box 680121
 Fort Payne, AL 35967
 Office: 435-245-5055 Fax: 435-245-5057
 www.gwpark.com

10/06/2021
 Quote #104335-01-01

South Coast Montessori and Waldorf School Playgrounds

Goleta Union School District
 Attn: Shawn Dahlen
 5701 Hollister Ave
 Goleta, CA 93117
 Phone: 805-681-1200
 sdahlen@goleta.k12.ca.us

Ship to Zip 93117

Quantity	Part #	Description	Unit Price	Amount
1	South Coast Montessori Playground	---		
1	RDU	GameTime - Custom 5-12 Play Structure- *Reference Drawing 104335-01-Opt 1	\$67,205.00	\$67,205.00
1	14927	GameTime - NDS Play On Sign Package		
1	6272	GameTime - Merry-Go-All	\$6,764.00	\$6,764.00
1	INSTALL	Install - Demolition and removal of existing play equipment in asphalt- Prevailing Wages	\$4,996.00	\$4,996.00
2254	INSTALL	Install - Excavation and removal of 2254 SF of PIP 3" depth- Prevailing Wages	\$2.66	\$5,995.64
2254	INSTALL	Install - Excavation and removal of 2254 SF of existing asphalt and earth 7.5" depth- Prevailing Wages	\$3.33	\$7,505.82
201	INSTALL	Install - Installation of new concrete curb 6"W x 8"H 201 LF- Prevailing Wages	\$45.18	\$9,081.18
1	INSTALL	Install - Installation of new play equipment Drawing #104335-01-Opt 1- Prevailing Wages	\$18,467.00	\$18,467.00
2254	INSTALL	Install - Construction of Substrate 2254 SF of compacted aggregate 4" depth- Prevailing Wages	\$3.99	\$8,993.46
1	South Coast Montessori Swings	---		
1	RDU	GameTime - Swings- *Reference Drawing 104335-01-Opt 1	\$3,145.00	\$3,145.00
1	INSTALL	Install - Demolition and removal of existing swings in asphalt- Prevailing Wages	\$612.00	\$612.00
889	INSTALL	Install - Excavation and removal of 889 SF of PIP 3" depth- Prevailing Wages	\$2.66	\$2,364.74
889	INSTALL	Install - Excavation and removal of 889 SF of asphalt and earth 7.5" depth- Prevailing Wages	\$2.99	\$2,658.11
120	INSTALL	Install - Installation of new concrete curb 6"W x 8"H 120 LF- Prevailing Wages	\$45.18	\$5,421.60
1	INSTALL	Install - Installation of new 2 bay swing- Prevailing Wages	\$2,445.00	\$2,445.00
889	INSTALL	Install - Construction of Substrate 889 SF of compacted aggregate 4" depth- Prevailing Wages	\$3.99	\$3,547.11





GameTime C/O Great Western Recreation
 P.O. Box 680121
 Fort Payne, AL 35967
 Office: 435-245-5055 Fax: 435-245-5057
 www.gwpark.com

10/06/2021
 Quote #104335-01-01

South Coast Montessori and Waldorf School Playgrounds

Quantity	Part #	Description	Unit Price	Amount
1	Waldorf School Playground	---		
1	RDU	GameTime - Custom 5-12 Play Structure- *Reference Drawing 104335-01-Opt 1	\$102,727.00	\$102,727.00
1	14927	GameTime - NDS Play On Sign Package		
1	6262	GameTime - Inclusive Whirl - Basic	\$10,763.00	\$10,763.00
1	INSTALL	Install - Demolition and removal of existing play equipment in existing asphalt- Prevailing Wages	\$5,248.00	\$5,248.00
2802	INSTALL	Install - Excavation and removal of 2802 SF of PIP 3" depth- Prevailing Wages	\$2.33	\$6,528.66
2802	INSTALL	Install - Excavation and removal of 2802 SF of existing asphalt and earth 7.5" depth- Prevailing Wages	\$2.99	\$8,377.98
262	INSTALL	Install - Installation of new concrete curb 6"W x 8"H 262 LF- Prevailing Wages	\$45.18	\$11,837.16
1	INSTALL	Install - Installation of new play equipment Drawing #104335-01-Opt 1- Prevailing Wages	\$20,460.00	\$20,460.00
2802	INSTALL	Install - Construction of Substrate 2802 SF of compacted aggregate 4" depth- Prevailing Wages	\$3.99	\$11,179.98
1	Waldorf School Swings	---		
1	RDU	GameTime - Swings- *Reference Drawing 104335-01-Opt 1	\$7,466.00	\$7,466.00
1	RDU	GameTime - Sensory Dome- *Reference Drawing 104335-01-Opt 1	\$17,501.00	\$17,501.00
1	INSTALL	Install - Demolition and removal of existing swings- Prevailing Wages	\$4,332.00	\$4,332.00
1	INSTALL	Install - Demolition and removal of existing wood border 262 LF and ADA ramp- Prevailing Wages	\$3,216.00	\$3,216.00
3202	INSTALL	Install - Excavation and removal of 3202 SF of existing EWF 11" depth- Prevailing Wages	\$2.33	\$7,460.66
3202	INSTALL	Install - Excavation and removal of 3202 SF of existing earth 7.5" depth- Prevailing Wages	\$2.66	\$8,517.32
262	INSTALL	Install - Installation of new concrete curb 6"W x 8"H 262 LF- Prevailing Wages	\$45.18	\$11,837.16
1	INSTALL	Install - Installation of new 3 bay swings and free standing equipment- Prevailing Wages	\$7,334.00	\$7,334.00
1	INSTALL	Install - Construction of Substrate 3202 SF of compacted aggregate 4" depth- Prevailing Wages	\$4.99	\$4.99
1	INSTALL	Install - 6' high temporary fencing- Prevailing Wages	\$1,993.00	\$1,993.00



GameTime C/O Great Western Recreation
 P.O. Box 680121
 Fort Payne, AL 35967
 Office: 435-245-5055 Fax: 435-245-5057
 www.gwpark.com

10/06/2021
 Quote #104335-01-01

South Coast Montessori and Waldorf School Playgrounds

Quantity	Part #	Description	Unit Price	Amount
9147	Poured in Place Rubber	GT-Impax - 9147 SF Provide and Install of PIP-	\$21.74	\$198,855.78
List Price \$242,507.05, discounted per Omnia Contract				
9,147 Total Sq Ft SC Playground = 2254 sf, 6' CFH SC Swings = 889 sf, 6' CFH W Playground = 2802 sf, 8' CFH W Swings = 3202 sf, 8' CFH ALL to include 50/50 standard epdm and black - tbd Aromatic Binder, Prevailing Wages Based on good job access, no design.				
Contract: OMNIA			Sub Total	\$594,841.35
			Discount	(\$42,526.00)
			Material Surcharge	\$30,431.03
			Freight	\$11,800.00
			Tax	\$15,769.39
			Total	\$610,315.77

Comments

Your Sales Rep is Tyler Kyriopoulos. Please reach out to Tyler at 435-760-5103 if you should have any questions regarding this quote.

Pricing is subject to change. Request updated pricing when purchasing from quotes more than 30 days old.

****Material Surcharge reflects raw material price increase****

Shipping to Site Address:
 7421 Mirano Dr
 Goleta, CA 93117

*Freight charges are based on listed zip code and are subject to change if shipping information changes.

Prevailing Wages

OMNIA # 5348917





GameTime C/O Great Western Recreation
P.O. Box 680121
Fort Payne, AL 35967
Office: 435-245-5055 Fax: 435-245-5057
www.gwpark.com

10/06/2021
Quote #104335-01-01

South Coast Montessori and Waldorf School Playgrounds

Remit Payment to:

GameTime
P.O. Box 680121
Fort Payne, AL 35968

Taxes:

All applicable taxes will be added at time of invoicing unless otherwise included or a tax-exempt certificate is provided.
If sales tax exempt, you must provide a copy of certificate to be considered exempt.

Prices:

FOB Factory.

Orders:

All orders shall be in writing by purchase order, contract, or similar document made out to PlayCore Wisconsin Inc., dba GameTime.
Standard GameTime equipment orders over \$100,000 may require a deposit of 25% at the time of order and an additional 25% at or before order ships
Standard orders with equipment, installation and surfacing are requested to be split billed.
Equipment, Taxes & Freight as noted above
Installation and Surfacing billed as completed and Due Upon Receipt.

Terms:

Cash With Order Discount-(CWO)-Orders for GameTime equipment paid in full at time of order via check, Electronic Funds Transfer (ACH or wire) are eligible for a three percent (3%) cash with order discount.
Credit terms are Net 30 days, subject to approval by the GameTime Credit Manager. A completed credit application must be submitted and approved prior to the order being received. Please allow at minimum 2 days for the credit review process. GameTime may also require:
Completed Project Information Sheet (if applicable)
Copies of Payment and Performance Bonds (if applicable)
A 1.5% per month finance charge will be imposed on all past due invoices.
Retainage not accepted.
Orders under \$5,000 require payment with order.

DIR# 1000015526 CSLB#855664

INSTALLATION CONDITIONS:

- **ACCESS:** Site should be clear, level and allow for unrestricted access of trucks and machinery.
- **STORAGE:** Customer is responsible for providing a secure location to off-load and store the equipment during the installation process. Once equipment has delivered to the site, the owner is responsible should theft or vandalism occur unless other arrangements are made and noted on the quotation.
- **FOOTER EXCAVATION:** Installation pricing is based on footer excavation through earth/soil only. Customer shall be responsible for unknown conditions such as buried utilities (public & private), tree stumps, rock, or any concealed materials or conditions that may result in additional labor or materials cost.
- **UTILITIES:** Owner is responsible for locating any private utilities.
- **ADDITIONAL COSTS:** Pricing is based on a single mobilization for installation unless otherwise noted. Price includes ONLY what is stated in this quotation. If additional site work or specialized equipment is required, pricing is subject to change.



GameTime C/O Great Western Recreation
P.O. Box 680121
Fort Payne, AL 35967
Office: 435-245-5055 Fax: 435-245-5057
www.gwpark.com

10/06/2021
Quote #104335-01-01

South Coast Montessori and Waldorf School Playgrounds

ACCEPTANCE OF QUOTATION:

Acceptance of this proposal indicates your agreement to the terms and conditions stated herein.

Accepted By (printed): _____ Title: _____

Telephone: _____ Fax: _____

P.O. Number: _____ Date: _____

Purchase Amount: **\$610,315.77**

SALES TAX EXEMPTION CERTIFICATE #: _____ FEIN# _____

(PLEASE PROVIDE A COPY OF CERTIFICATE)

Salesperson's Signature Customer Signature

DIR Project # (California only) _____



GameTime C/O Great Western Recreation
P.O. Box 680121
Fort Payne, AL 35967
Office: 435-245-5055 Fax: 435-245-5057
www.gwpark.com

10/06/2021
Quote #104335-01-01

South Coast Montessori and Waldorf School Playgrounds

Customer Order Info:

BILLING INFORMATION:

Bill to: _____

Contact: _____

Address: _____

Address: _____

City, State: _____ Zip: _____

Tel: _____ Fax: _____

E-mail: _____

SHIPPING INFORMATION (IF DIFFERENT FROM ABOVE):

Ship to: _____

Contact: _____

Address: _____

Address: _____

City, State: _____ Zip: _____

Tel: _____ Fax: _____

E-mail: _____



CERTIFICATE OF LIABILITY INSURANCE

DATE (MM/DD/YYYY)
08/03/2021

THIS CERTIFICATE IS ISSUED AS A MATTER OF INFORMATION ONLY AND CONFERS NO RIGHTS UPON THE CERTIFICATE HOLDER. THIS CERTIFICATE DOES NOT AFFIRMATIVELY OR NEGATIVELY AMEND, EXTEND OR ALTER THE COVERAGE AFFORDED BY THE POLICIES BELOW. THIS CERTIFICATE OF INSURANCE DOES NOT CONSTITUTE A CONTRACT BETWEEN THE ISSUING INSURER(S), AUTHORIZED REPRESENTATIVE OR PRODUCER, AND THE CERTIFICATE HOLDER.

IMPORTANT: If the certificate holder is an ADDITIONAL INSURED, the policy(ies) must have ADDITIONAL INSURED provisions or be endorsed. If SUBROGATION IS WAIVED, subject to the terms and conditions of the policy, certain policies may require an endorsement. A statement on this certificate does not confer rights to the certificate holder in lieu of such endorsement(s).

PRODUCER Marsh USA, Inc. Two Alliance Center 3560 Lenox Road, Suite 2400 Atlanta, GA 30326 Attn: Atlanta.CertRequest@marsh.com / Fax: 212-948-4321 CN102326389-CAS-GAUWX-21-22	CONTACT NAME: Brenda Young-Epps PHONE (A/C, No, Ext): (404) 995 3074 E-MAIL ADDRESS: brenda.youngpepps@marsh.com FAX (A/C, No):																				
	<table border="1"> <thead> <tr> <th colspan="2">INSURER(S) AFFORDING COVERAGE</th> <th>NAIC #</th> </tr> </thead> <tbody> <tr> <td>INSURER A : Evanston Insurance Company</td> <td></td> <td>35378</td> </tr> <tr> <td>INSURER B : Indemnity Ins Co Of North America</td> <td></td> <td>43575</td> </tr> <tr> <td>INSURER C : ACE Property And Casualty Ins Co</td> <td></td> <td>20699</td> </tr> <tr> <td>INSURER D : ACE American Insurance Company</td> <td></td> <td>22667</td> </tr> <tr> <td>INSURER E : N/A</td> <td></td> <td>N/A</td> </tr> <tr> <td>INSURER F : ACE Fire Underwriters Insurance Company</td> <td></td> <td>20702</td> </tr> </tbody> </table>	INSURER(S) AFFORDING COVERAGE		NAIC #	INSURER A : Evanston Insurance Company		35378	INSURER B : Indemnity Ins Co Of North America		43575	INSURER C : ACE Property And Casualty Ins Co		20699	INSURER D : ACE American Insurance Company		22667	INSURER E : N/A		N/A	INSURER F : ACE Fire Underwriters Insurance Company	
INSURER(S) AFFORDING COVERAGE		NAIC #																			
INSURER A : Evanston Insurance Company		35378																			
INSURER B : Indemnity Ins Co Of North America		43575																			
INSURER C : ACE Property And Casualty Ins Co		20699																			
INSURER D : ACE American Insurance Company		22667																			
INSURER E : N/A		N/A																			
INSURER F : ACE Fire Underwriters Insurance Company		20702																			

COVERAGES **CERTIFICATE NUMBER:** ATL-004721675-33 **REVISION NUMBER:** 6

THIS IS TO CERTIFY THAT THE POLICIES OF INSURANCE LISTED BELOW HAVE BEEN ISSUED TO THE INSURED NAMED ABOVE FOR THE POLICY PERIOD INDICATED. NOTWITHSTANDING ANY REQUIREMENT, TERM OR CONDITION OF ANY CONTRACT OR OTHER DOCUMENT WITH RESPECT TO WHICH THIS CERTIFICATE MAY BE ISSUED OR MAY PERTAIN, THE INSURANCE AFFORDED BY THE POLICIES DESCRIBED HEREIN IS SUBJECT TO ALL THE TERMS, EXCLUSIONS AND CONDITIONS OF SUCH POLICIES. LIMITS SHOWN MAY HAVE BEEN REDUCED BY PAID CLAIMS.

INSR LTR	TYPE OF INSURANCE	ADDL SUBR INSD WVD	POLICY NUMBER	POLICY EFF (MM/DD/YYYY)	POLICY EXP (MM/DD/YYYY)	LIMITS
A	<input checked="" type="checkbox"/> COMMERCIAL GENERAL LIABILITY <input type="checkbox"/> CLAIMS-MADE <input checked="" type="checkbox"/> OCCUR <input checked="" type="checkbox"/> SIR \$250,000 Per Occ. GEN'L AGGREGATE LIMIT APPLIES PER: <input type="checkbox"/> POLICY <input checked="" type="checkbox"/> PRO-JECT <input type="checkbox"/> LOC OTHER:		MKLV2PBC001196	08/01/2021	08/01/2022	EACH OCCURRENCE \$ 2,000,000 DAMAGE TO RENTED PREMISES (Ea occurrence) \$ 100,000 MED EXP (Any one person) \$ EXCLUDED PERSONAL & ADV INJURY \$ 2,000,000 GENERAL AGGREGATE \$ 4,000,000 PRODUCTS - COMP/OP AGG \$ 4,000,000 POLICY AGGREGATE \$ 10,000,000
B	<input checked="" type="checkbox"/> AUTOMOBILE LIABILITY <input checked="" type="checkbox"/> ANY AUTO <input type="checkbox"/> OWNED AUTOS ONLY <input type="checkbox"/> SCHEDULED AUTOS <input type="checkbox"/> HIRED AUTOS ONLY <input type="checkbox"/> NON-OWNED AUTOS ONLY		CAL H25558030	08/01/2021	08/01/2022	COMBINED SINGLE LIMIT (Ea accident) \$ 1,000,000 BODILY INJURY (Per person) \$ BODILY INJURY (Per accident) \$ PROPERTY DAMAGE (Per accident) \$ Comp./Coll. Ded.: \$1,000 \$
C	<input checked="" type="checkbox"/> UMBRELLA LIAB <input checked="" type="checkbox"/> OCCUR <input type="checkbox"/> EXCESS LIAB <input type="checkbox"/> CLAIMS-MADE DED <input checked="" type="checkbox"/> RETENTION \$ 0		XEUG71549501 003 RETENTION Umb Catastrophe \$25,000	08/01/2021	08/01/2022	EACH OCCURRENCE \$ 10,000,000 AGGREGATE \$ 10,000,000
D	<input checked="" type="checkbox"/> WORKERS COMPENSATION AND EMPLOYERS' LIABILITY <input type="checkbox"/> ANY PROPRIETOR/PARTNER/EXECUTIVE OFFICER/MEMBER EXCLUDED? (Mandatory in NH) If yes, describe under DESCRIPTION OF OPERATIONS below	Y/N N	WLR C67821956 SCF C67821919 SCF C67821877 (See Additional Page.)	08/01/2021	08/01/2022	<input checked="" type="checkbox"/> PER STATUTE <input type="checkbox"/> OTH-ER E.L. EACH ACCIDENT \$ 1,000,000 E.L. DISEASE - EA EMPLOYEE \$ 1,000,000 E.L. DISEASE - POLICY LIMIT \$ 1,000,000

DESCRIPTION OF OPERATIONS / LOCATIONS / VEHICLES (ACORD 101, Additional Remarks Schedule, may be attached if more space is required)
For Information Only

CERTIFICATE HOLDER PlayCore Wisconsin, Inc. dba GameTime 150 PlayCore Drive SE Fort Payne, AL 35967	CANCELLATION SHOULD ANY OF THE ABOVE DESCRIBED POLICIES BE CANCELLED BEFORE THE EXPIRATION DATE THEREOF, NOTICE WILL BE DELIVERED IN ACCORDANCE WITH THE POLICY PROVISIONS. AUTHORIZED REPRESENTATIVE of Marsh USA Inc. Generic4 USAInc <i>Marsh USA Inc.</i>
--	---



ADDITIONAL REMARKS SCHEDULE

AGENCY Marsh USA, Inc.		NAMED INSURED PlayCore Wisconsin, Inc. Dba GameTime 150 PlayCore Drive SE Fort Payne, AL 35967	
POLICY NUMBER		EFFECTIVE DATE:	
CARRIER	NAIC CODE		

ADDITIONAL REMARKS

THIS ADDITIONAL REMARKS FORM IS A SCHEDULE TO ACORD FORM,
FORM NUMBER: 25 FORM TITLE: Certificate of Liability Insurance

Workers' Compensation (Continued):

WLR C67821956 (AZ, FL, OR, WI)

SCF C67821919 (CA AK AL CO GA IA IL IN KS KY MD MI MN MO MT NC ND NE NV NY OH OK PA PR SC TN TX UT VA WA WY)

SCF C67821877 (AK AZ CA CO CT FL GA ID IL IN KS MD MI MN MO MT NC NH NM NV NY OK OR PA SC TN TX WV)

150 PlayCore Drive, SE
Fort Payne, Alabama 35967
Telephone: 256/845-5610
Facsimile: 256/845-9361
Email: service@gametime.com



A PLAYCORE Company

GAMETIME® WARRANTIES

GameTime provides warranties on all materials and workmanship for one year, excluding vandalism.

In addition, GameTime offers:

- ✓ Lifetime limited warranty on PowerScope®, PrimeTime®, Xscape® & IONiX® and Modern City® uprights.
- ✓ Lifetime limited warranty on Tru-Loc® connections and upright bolt-through connections.
- ✓ Lifetime limited warranty on all hardware.
- ✓ Twenty-Year limited warranty on Timber Décor™ & Timbers recycled plastic lumber.
- ✓ Fifteen-Year limited warranty on metal decks, pipes, rungs, loops, braces and footbucks.
- ✓ Fifteen-Year limited warranty on rotationally molded products.
- ✓ Fifteen-Year limited warranty on VistaRope nylon bearings and ring junction pieces.
- ✓ Ten-Year limited warranty on GTFit®, THRIVE® and Challenge Course® posts & bars.
- ✓ Ten-Year limited warranty on site furnishings against structural failure.
- ✓ Ten-Year limited warranty on SunBlox® products.
- ✓ Ten-Year limited warranty on fiberglass and DHPL signage.
- ✓ Ten-Year limited warranty on VistaRope WeaveTech cables.
- ✓ Five-Year limited warranty on TuffForms® structures, including TuffCrete™ and PolyShield™.
- ✓ Five-Year limited warranty on nylon-covered cable net climbers and components.
- ✓ Five-Year limited warranty on GT Symphony Freenotes™ Harmony Park components.
- ✓ Five-Year limited warranty on Super Seats™.
- ✓ Five-Year limited warranty on premature wear of VistaRope cables.
- ✓ Three-Year limited warranty on Everybody Plays polyurea coated foam & rubber strips.
- ✓ Three-Year limited warranty on SaddleMates® rubber and "C"-springs.
- ✓ Three-Year limited warranty on rubber seat and rubber mats for net events.
- ✓ One-Year limited warranty on Challenge Course timing components.
- ✓ One-Year limited warranty on all other GameTime products.

All warranties specifically exclude damage caused by vandalism; negligence, improper installation or improper use; changes in appearance resulting from weathering; scratches, dents or marring as a result of use. Warranties are valid only if products are installed and maintained in accordance with GameTime instructions and use approved parts.

LIMITED WARRANTY ON POWERSCAPE®, PRIMETIME®, XSCAPE®, IONiX® and MODERN CITY®

GameTime provides a lifetime limited warranty on PowerScape Tru-Loc® connections, upright posts; and PrimeTime, IONiX, Xscape and Modern City bolt-through connections; a fifteen-year warranty on metal decks, pipes, rails, loops, and rungs; ten-year limited warranty on EDPM rubber components. These warranties cover damage due to failure or corrosion of metal parts or rubber breakdown that cause the product to become structurally unfit for its intended use. The lifetime warranty refers to the life of the product as defined below and covers the product under normal use and proper maintenance; see exclusions.

LIFETIME LIMITED WARRANTY ON HARDWARE

GameTime provides a lifetime limited warranty against structural failure due to breaking or shearing which causes the product to become structurally unfit for its intended use; a lifetime limited warranty on stainless steel hardware against rust; and a one-year limited warranty on non-stainless steel hardware against rust; see exclusions. All testing of GameTime's hardware is performed under the guidelines of ASTM B117. The lifetime warranty refers to the life of the product as defined below and covers the product under normal use and proper maintenance. The cost of replacement due to scratching or cutting of certain hardware plating is not included in this warranty.

FIFTEEN-YEAR LIMITED WARRANTY ON ROTOMOLDED PRODUCTS

GameTime provides a fifteen-year limited warranty on rotomolded polyethylene products and ten-year limited warranty on polyethylene handholds for structural integrity against damage due to breaking or splitting under normal use that causes the product to become structurally unfit for its intended use; see exclusions. In the event of a claim under this warranty, GameTime will replace the rotomolded product at no cost to the customer.

TWENTY-YEAR LIMITED WARRANTY ON TIMBER DÉCOR™ AND TIMBERS PRODUCTS

GameTime provides a twenty-year limited warranty on recycled plastic lumber products in normal applications against rotting, splintering, decay or structural damage directly from termites or fungal decay that cause the product to become structurally unfit for its intended use; see exclusions.

LIMITED WARRANTY ON NET CLIMBERS AND COMPONENTS

GameTime provides a five-year limited warranty on nylon-covered cable net climbers and components against structural failure caused by cable breakage; a five-year limited warranty on nylon-covered cable wear and deterioration resulting from defects in materials and workmanship; and a one-year limited warranty on nylon rope products. These warranties cover damage due to failure that cause the product to become structurally unfit for the intended use and **does not cover natural fraying of the material**; see exclusions.

LIMITED WARRANTY ON SUNBLOX® SHADE PRODUCTS

GameTime fabric canopies are warranted for sustained winds of up to 76 mph (Hurricane Force 1) and for gusts of up to 3 seconds duration up to 90 mph. Removal of shade fabric is required if damaging winds are called for. Damage due to snow and/or ice accumulation is not covered by this warranty. Canopies should be removed during the "off season". No signs, objects, ornaments, fans, lights, fixtures, or decorations may be hung from the top part of a shade structure unless specifically designed and engineered by the manufacturer for that purpose. If product has shade fabric and installed in an area exposed to hurricanes, removal of the shade fabric is required when a hurricane warning is issued.

LIMITED WARRANTY ON SITE FURNISHINGS

GameTime provides a ten-year limited warranty on site furnishings against structural failure. These warranties cover damage due to failure or corrosion of metal parts that cause the product to become structurally unfit for the intended use; see exclusions.

GameTime provides a seven-year limited warranty on thermoplastic coated elements and a three-year limited warranty on powder coated elements. Powder coated products from the Streetscape Collection carry a five-year limited warranty. GameTime guarantees all items for one full year to be free of defects in workmanship or materials when installed and maintained properly. We agree to repair or replace, any items determined to be defective. Items specifically not covered by this warranty include vandalism, man-made or natural disasters, lack of maintenance, normal weathering or wear and tear due to public abuse.

GameTime provides a ten-year limited warranty on recycled plastic lumber products in normal applications against rotting, splintering, decay or structural damage directly from termites or fungal decay that causes the product to become structurally unfit for its intended use; see exclusions. GameTime guarantees all materials and workmanship for ten years on any product made completely from our 100% Recycled Plastic. The guarantee excludes vandalism, improper use, product alterations, misuse, negligence, accident, theft, corrosion caused by chemicals, ice or snow damage and acts of God.

GameTime provides a one-year limited warranty on IPE wood, redwood and pressure treated wood products against damage by decay or termites that causes the wood to become structurally unfit for its intended use.

LIMITED WARRANTY ON FIBERGLASS SIGNAGE

GameTime provides a ten-year limited warranty on fiberglass and digital high pressure laminate (DHPL) sign panels against delaminating, peeling, blistering, cracking or fading.

LIMITED WARRANTY ON GT SYMPHONY COMPONENTS

GameTime provides a five-year limited warranty on GT Symphony Freenotes™ Harmony Park music components that render the products unusable for their intended use.

LIMITED WARRANTY ON TUFF FORMS, TUFFCRETE & POLYSHIELD THEMED PLAY SCULPTURES

GameTime provides a five-year limited warranty on TuffForms, TuffCrete and PolyShield themed play sculptures against structural failure that cause the product to become structurally unfit for the intended use and a one-year limited warranty on paint defects; see exclusions. This warranty does not cover damage resulting from ground settlement or high winds.

LIMITED WARRANTY ON FITNESS EQUIPMENT

GameTime provides a ten-year limited warranty on GTfit, THRIVE and Challenge Course stationary posts, welds, and bars and a five-year limited warranty on GTfit motion posts, welds, and bars against structural failure; a five-year limited warranty on stainless damper modules and aluminum cycle covers; a two-year limited warranty on bearings, steel pins, dampers, plastics, rubber parts, cycle pedals and shafts, molded seats, backrests and clamps; and a one-year limited warranty on cycle rib belts and powder coating and Challenge Course Timing Systems. These warranties cover damage due to failure or corrosion of metal parts that cause the product to become structurally unfit for the intended use; see exclusions.

LIMITED WARRANTY ON VISTAROPE EQUIPMENT

GameTime provides a Lifetime Warranty on uprights and hardware; a fifteen-year warranty on punched steel, pipes, rails, loops rungs, nylon bearings, ring junction pieces and rotomolded pieces; ten-year limited warranty on cable breakage; five-year limited warranty on premature wear of poly cables; three-year limited warranty on rubber seat and rubber mats. These warranties exclude cosmetic damages or defects and cover damage due to failure or corrosion of metal parts or rubber breakdown that cause the product to become structurally unfit for its intended use. The lifetime warranty refers to the life of the product as defined below and covers the product under normal use and proper maintenance;

FIVE YEAR LIMITED WARRANTY ON HDPE PANELS

GameTime provides a five-year limited warranty on high density polyethylene (HDPE) panels against degradation and discoloration under normal wear and usage.

FIVE YEAR LIMITED WARRANTY ON GAMETIME SUPER SEAT™

GameTime provides a five-year limited warranty on Model No. 949 SuperSeat and Model No. 999 Super Seat-2 against structural failure that causes the seat to become unfit for its intended use; see exclusions. The factory installed "S"-Hook and Seat Hanger assemblies are covered under a one-year limited warranty against rust, corrosion or premature wear.

THREE-YEAR LIMITED WARRANTY ON RUBBER AND "C" SPRINGS FOR SADDLEMATES®

GameTime provides a three-year limited warranty on rubber and "C"-springs for SaddleMates against damage due to delamination of the rubber spring and breakage of the "C"-spring that cause the SaddleMate to become structurally unfit for its intended use; see exclusions.

For the purposes of this warranty, lifetime encompasses no specific term of years, but rather that Seller warrants to its original customer for as long as the original customer owns the Product and uses the Product for its intended purpose that the Product and all parts will be free from defects in material and manufacturing workmanship.

GameTime excludes from these warranties the cost to remove parts and reinstall replacements; replacement due to cosmetic defects or coating deterioration caused by climatic conditions.

To the extent permitted by law, these warranties are expressly in lieu of any other implied or expressed warranties or representation by any person, including any implied warranty of merchantability or fitness. These warranties provide valuable rights to you. No Sales Representative can modify or amend the terms of this warranty.

Since warranty limitations and exclusions may vary from state to state, you should check any specific warranty rights in your state.

Claim Procedure: To make a warranty claim, send your written statement of claim, along with the original purchase invoice or invoice number to:

GameTime
Customer Service
P.O. Box 680121
Fort Payne, AL 35968
Fax: 256-845-9361
Email: service@gametime.com

Or Contact your local Representative at

USA 1-800-235-2440

International 01-256-845-5610

Within 60 days of notice of claim under warranty, GameTime will make arrangements to replace the damaged product. GameTime will cover freight costs within the continental United States. GameTime is not responsible for freight costs associated with products located outside the continental United States. GameTime reserves the right to inspect all product identified as damaged.

Date of Purchase: _____

Project: _____

Purchaser: _____

GameTime Order Number: _____

Authorized GameTime Signature

Title

See GameTime on the web at www.gametime.com


To obtain a "GENERAL CERTIFICATE of CONFORMITY" as required by the 'CONSUMER PRODUCT SAFETY IMPROVEMENT ACT OF 2008" follow the link below and enter your seven-digit customer order number.

<http://cpsia.playcore.com>



ABOUT GAMETIME

GameTime creates fun, healthy and active places where all children and families become physically, emotionally and socially strong.



GameTime is a leading designer of commercial playground equipment, outdoor fitness products, custom recreation spaces, and site furnishings. We strive to create the kinds of places people love and where people love to play.

Play and recreation is a fundamental human right, and we take our role in helping communities create active, healthy places seriously. We focus on inclusion, diversity and equity in our playground designs, align our products with the research of leading play, health, and wellness experts, and advocate tirelessly for the advancement of safer, more accessible and fun places that bring people together.

This is our mission since 1929: to build the highest quality products, design the most memorable play and recreation experiences, and to lead the industry with innovative solutions that help people of all ages, all abilities, and all backgrounds realize the transforming power of play.



COMPLIANCE

Industry standards set a minimum level that playground manufacturers must meet. We meet or exceed those standards, because we understand that the ultimate playground offers peace of mind, as well as playful experiences.

AMERICAN SOCIETY FOR TESTING AND MATERIALS (ASTM)

Several key people at GameTime, including our Manager of Compliance and Standards, serve on the ASTM committee that sets the standards for the entire playground industry. GameTime products conform to that standard, ASTM F1487-07, the Standard Consumer Safety Performance Specification for Playground Equipment for Public Use.

CPSC

The Consumer Product Safety Commission is an independent agency within the United States Federal Government with the authority to inform the public of current product safety performance information and recommended practices. The CPSC first published their guidelines for public playgrounds in 1981 and have updated their publication since then. The current CPSC Handbook for Public Playground Safety, publication #325, is an excellent guide for owners and operators of public play environments.

IPEMA EQUIPMENT CERTIFICATION

GameTime is one of the founding members of IPEMA, and several of our people serve as board members, committee members and chairpersons of the association. In the interest of public playground safety, IPEMA provides a 3rd party certification, to validate conformance to established standards. Our use of the IPEMA seal is your assurance that GameTime has received written validation from an independent lab that the products associated with the seal conform with the ASTM standard, as well as the Canadian CSA standard CAN Z-614. A list of our validated products may be found on the IPEMA website, www.ipema.org.

IPEMA SURFACING CERTIFICATION

GameTime's GT Impax product provides you with the assurance that our surfacing has been certified as compliant to the appropriate ASTM standard. In the interest of public playground safety, IPEMA provides a third party certification to validate a manufacturer's conformance to the ASTM F-1292-99 Standard Specification for Impact Attenuation of Surface Systems Under And Around Playground Equipment. The use of the IPEMA Certification Seal displayed above signifies that the manufacturer has received written validation from the independent laboratory that the product associated with the use of the seal conforms with the requirements of ASTM F1292-99. A complete list of our validated products may be found on the IPEMA website at www.ipema.com.

ADA

GameTime is the only manufacturer to have a lab partnership with an Institute for children with special needs, so that we can develop and test our accessible products for superiority before bringing them to market. GameTime is also the only manufacturer to meet accessibility guidelines on all of its pre-designed PowerScape Plus and PrimeTime playground plans. We also recommend accessible surfacing options. For more information, log on to www.access-board.gov

ISO 9001:2000

GameTime is the first playground manufacturer to obtain the ISO9001:2000 standard. In order to obtain this certification, the company's manuals, policies, objectives and quality procedures are closely examined during a surveillance audit by ISO representatives. Strict attention is paid to policies and procedures in manufacturing, communication channels, system monitoring, customer relations and order processing, which are reviewed for consistency and standards. Companies who meet the standard are awarded the ISO designation.


TUV

An international organization that is a European Union Notified and Competent Body, providing testing and certification. Use of the TUV seal demonstrates that products have passed a comprehensive testing procedure based upon the European Harmonized Standard for Commercial Playground Equipment, and that the GameTime plant is regularly monitored by TUV.



ENVIRONMENTAL RESPONSIBILITY

Environmentally responsible play systems that last for decades, not years.



- 1 100% recyclable plastics are manufactured using efficient processes
- 2 Steel tubing is 100% recyclable and contains 50% post-consumer recycled materials
- 3 100% recycled plastic lumber
- 4 Aluminum uprights are 100% recyclable and contain 65% pre-consumer and 10% post-consumer recycled content
- 5 100% recyclable plastics
- 6 Steel decks and stairs are 100% recyclable and contain 30% pre-consumer and 68% post-consumer recycled content
- 7 100% recycled plastic curbs

OUR PLAYGROUNDS ARE DESIGNED FOR FAMILIES AND TO MINIMIZE THE IMPACT ON THE PLANET WHERE WE PLAY.

It's our responsibility to act as stewards of our planet and its natural resources. It's also our mission to create fun, active, and innovative places for families to gather and play. Our environmental sustainability efforts are intended to help ensure children of today can take their grandchildren to playgrounds in the future. Our approach to stewardship and sustainability encompasses every aspect of our company - from the way we manufacture our products to how we do business. Children learn many valuable life skills on playgrounds. We've learned some important lessons, too. We continuously strive to be environmentally responsible and to make sure future generations benefit from our efforts.

RECYCLING (ANNUAL)

Cardboard: 28.55 tons	Fork lift batteries: 48 lbs.
Paper: 12.25 tons	PVC trimmings: 1,681 lbs.
Scrap plastics: 37,586 lbs.	Steel: 2,791,275 lbs.
Computer equipment: 5,526 lbs.	Aluminum: 27,965 lbs.
Plastic bottles: 23,850	Cartridges: 260
Fluorescent bulbs: (4') 428	Trash can lids: 220 lbs.
Ballasts: 83 lbs.	Polyurea (liquid): 100 gallons

125,000 INDIVIDUAL PARTS 400,000 SQUARE FEET ONE ENVIRONMENTAL COMMITMENT

- We work with our suppliers to source the most environmentally preferable materials for our products.
- We include as much pre-consumer and post-consumer recycled content in our products as possible - without compromising the quality, durability, and performance.
- We're updating light fixtures, upgrading air compressors, and conducting energy audits because every small improvement leads to significant reductions in our overall environmental impact.
- We've implemented a variety of initiatives to reduce water consumption in our facilities, including the use of high-efficiency technology for product painting and washing.
- We recycle the vast majority of waste at our manufacturing facility, including 100% of manufacturing process waste like scrap metal, rotationally molded plastic and paper. We recycle the majority of our administrative waste, too.

INSURANCE

GameTime has \$51 Million in product liability insurance.



CERTIFICATE OF LIABILITY INSURANCE

DATE (MM/DD/YYYY)
08/02/2019

THIS CERTIFICATE IS ISSUED AS A MATTER OF INFORMATION ONLY AND CONFERS NO RIGHTS UPON THE CERTIFICATE HOLDER. THIS CERTIFICATE DOES NOT AFFIRMATIVELY OR NEGATIVELY AMEND, EXTEND OR ALTER THE COVERAGE AFFORDED BY THE POLICIES BELOW. THIS CERTIFICATE OF INSURANCE DOES NOT CONSTITUTE A CONTRACT BETWEEN THE ISSUING INSURER(S), AUTHORIZED REPRESENTATIVE OR PRODUCER, AND THE CERTIFICATE HOLDER.

IMPORTANT: If the certificate holder is an ADDITIONAL INSURED, the policy(ies) must have ADDITIONAL INSURED provisions or be endorsed. If SUBROGATION IS WAIVED, subject to the terms and conditions of the policy, certain policies may require an endorsement. A statement on this certificate does not confer rights to the certificate holder in lieu of such endorsement(s).

PRODUCER Marsh USA, Inc. Two Alliance Center 3560 Lenox Road, Suite 2400 Atlanta, GA 30326 Attn: Atlanta.CertRequest@marsh.com / Fax: 212-948-4321 CN102326389-CAS-GAUWX-19-20	CONTACT NAME: PHONE (A/C, No, Ext): FAX (A/C, No): E-MAIL ADDRESS:														
	<table border="1"> <thead> <tr> <th>INSURER(S) AFFORDING COVERAGE</th> <th>NAIC #</th> </tr> </thead> <tbody> <tr> <td>INSURER A : Evanston Insurance Company</td> <td>35378</td> </tr> <tr> <td>INSURER B : Travelers Property Casualty Company Of America</td> <td>25674</td> </tr> <tr> <td>INSURER C : ACE Property And Casualty Ins Co</td> <td>20699</td> </tr> <tr> <td>INSURER D : The Travelers Indemnity Company of America</td> <td>25666</td> </tr> <tr> <td>INSURER E : National Union Fire Ins Co. of Pittsburgh PA</td> <td>19445</td> </tr> <tr> <td>INSURER F : The Charter Oak Fire Insurance Co.</td> <td>25615</td> </tr> </tbody> </table>		INSURER(S) AFFORDING COVERAGE	NAIC #	INSURER A : Evanston Insurance Company	35378	INSURER B : Travelers Property Casualty Company Of America	25674	INSURER C : ACE Property And Casualty Ins Co	20699	INSURER D : The Travelers Indemnity Company of America	25666	INSURER E : National Union Fire Ins Co. of Pittsburgh PA	19445	INSURER F : The Charter Oak Fire Insurance Co.
INSURER(S) AFFORDING COVERAGE	NAIC #														
INSURER A : Evanston Insurance Company	35378														
INSURER B : Travelers Property Casualty Company Of America	25674														
INSURER C : ACE Property And Casualty Ins Co	20699														
INSURER D : The Travelers Indemnity Company of America	25666														
INSURER E : National Union Fire Ins Co. of Pittsburgh PA	19445														
INSURER F : The Charter Oak Fire Insurance Co.	25615														

COVERAGES **CERTIFICATE NUMBER:** ATL-004720415-32 **REVISION NUMBER:** 12

THIS IS TO CERTIFY THAT THE POLICIES OF INSURANCE LISTED BELOW HAVE BEEN ISSUED TO THE INSURED NAMED ABOVE FOR THE POLICY PERIOD INDICATED. NOTWITHSTANDING ANY REQUIREMENT, TERM OR CONDITION OF ANY CONTRACT OR OTHER DOCUMENT WITH RESPECT TO WHICH THIS CERTIFICATE MAY BE ISSUED OR MAY PERTAIN, THE INSURANCE AFFORDED BY THE POLICIES DESCRIBED HEREIN IS SUBJECT TO ALL THE TERMS, EXCLUSIONS AND CONDITIONS OF SUCH POLICIES. LIMITS SHOWN MAY HAVE BEEN REDUCED BY PAID CLAIMS.

INSR LTR	TYPE OF INSURANCE	ADDL INSD	SUBR WVD	POLICY NUMBER	POLICY EFF (MM/DD/YYYY)	POLICY EXP (MM/DD/YYYY)	LIMITS
A	<input checked="" type="checkbox"/> COMMERCIAL GENERAL LIABILITY <input type="checkbox"/> CLAIMS-MADE <input checked="" type="checkbox"/> OCCUR <input checked="" type="checkbox"/> SIR \$250,000 Per Occ. GEN'L AGGREGATE LIMIT APPLIES PER: <input type="checkbox"/> POLICY <input checked="" type="checkbox"/> PRO-JECT <input type="checkbox"/> LOC OTHER:			MKLV2PBC000367	08/01/2019	08/01/2020	EACH OCCURRENCE \$ 2,000,000 DAMAGE TO RENTED PREMISES (Ea occurrence) \$ 100,000 MED EXP (Any one person) \$ EXCLUDED PERSONAL & ADV INJURY \$ 2,000,000 GENERAL AGGREGATE \$ 4,000,000 PRODUCTS - COMP/OP AGG \$ 4,000,000 POLICY AGGREGATE \$ 10,000,000
B	<input checked="" type="checkbox"/> AUTOMOBILE LIABILITY <input checked="" type="checkbox"/> ANY AUTO <input type="checkbox"/> OWNED AUTOS ONLY <input type="checkbox"/> SCHEDULED AUTOS <input type="checkbox"/> HIRED AUTOS ONLY <input type="checkbox"/> NON-OWNED AUTOS ONLY			TJ-CAP-9D897065TIL-19	08/01/2019	08/01/2020	COMBINED SINGLE LIMIT (Ea accident) \$ 1,000,000 BODILY INJURY (Per person) \$ BODILY INJURY (Per accident) \$ PROPERTY DAMAGE (Per accident) \$ Comp./Coll. Ded.: \$1,000 \$
C	<input checked="" type="checkbox"/> UMBRELLA LIAB <input checked="" type="checkbox"/> OCCUR <input type="checkbox"/> EXCESS LIAB <input type="checkbox"/> CLAIMS-MADE DED <input checked="" type="checkbox"/> RETENTION \$ 25,000			XOOG71549501 001	08/01/2019	08/01/2020	EACH OCCURRENCE \$ 10,000,000 AGGREGATE \$ 10,000,000
F	WORKERS COMPENSATION AND EMPLOYERS' LIABILITY ANY PROPRIETOR/PARTNER/EXECUTIVE OFFICER/MEMBER EXCLUDED? <input type="checkbox"/> Y <input checked="" type="checkbox"/> N		N/A	UB-2N106953-19-51-R	08/01/2019	08/01/2020	<input checked="" type="checkbox"/> PER STATUTE <input type="checkbox"/> OTH-ER
D	UB-2N159031-19-51-K (Mandatory in NH) If yes, describe under DESCRIPTION OF OPERATIONS below			UB-7J602089-19-14-G (See Additional Page.)	08/01/2019	08/01/2020	E.L. EACH ACCIDENT \$ 1,000,000 E.L. DISEASE - EA EMPLOYEE \$ 1,000,000 E.L. DISEASE - POLICY LIMIT \$ 1,000,000
E	Excess Umbrella			BE 015899319	08/01/2019	08/01/2020	Each Occurrence 15,000,000 Aggregate 15,000,000

DESCRIPTION OF OPERATIONS / LOCATIONS / VEHICLES (ACORD 101, Additional Remarks Schedule, may be attached if more space is required)
For Information Only

CERTIFICATE HOLDER GameTime A Division of PlayCore Wisconsin, Inc. 150 PlayCore Drive SE Fort Payne, AL 35967	CANCELLATION SHOULD ANY OF THE ABOVE DESCRIBED POLICIES BE CANCELLED BEFORE THE EXPIRATION DATE THEREOF, NOTICE WILL BE DELIVERED IN ACCORDANCE WITH THE POLICY PROVISIONS. AUTHORIZED REPRESENTATIVE of Marsh USA Inc. Manashi Mukherjee <i>Manashi Mukherjee</i>
--	---

© 1988-2016 ACORD CORPORATION. All rights reserved.

ACORD 25 (2016/03)

The ACORD name and logo are registered marks of ACORD




GameTime's per occurrence insurance policy is one of the strongest in the industry. By definition, a Per Occurrence policy provides coverage for an accident that occurred during the term of the policy, even if the policy is subsequently changed or terminated. This is superior to a Claims Made policy, which does not provide such coverage. The certificate pictured is for informational purposes only, and may not be current. A copy of the current certificate is available on request.

WARRANTY

GameTime offers a comprehensive warranty on all of our products.

150 PlayCore Drive, SE
Fort Payne, Alabama 35967
Telephone: 256/845-5610
Facsimile: 256/845-9361
Email: service@gametime.com



A PLAYCORE Company

GAMETIME® WARRANTIES

GameTime provides warranties on all materials and workmanship for one year, excluding vandalism.

In addition, GameTime offers:

- ✓ Lifetime limited warranty on PowerScape®, PrimeTime®, Xscape® & IONiX® and Modern City® uprights.
- ✓ Lifetime limited warranty on Tru-Loc® connections and upright bolt-through connections.
- ✓ Lifetime limited warranty on all hardware.
- ✓ Twenty-Year limited warranty on Timber Décor™ & Timbers recycled plastic lumber.
- ✓ Fifteen-Year limited warranty on metal decks, pipes, rungs, rails, loops, braces, and footbucks.
- ✓ Fifteen-Year limited warranty on rotationally-molded products.
- ✓ Ten-Year limited warranty on GTFit, THRIVE and Challenge Course posts & bars.
- ✓ Ten-Year limited warranty on site furnishings against structural failure.
- ✓ Ten-Year limited warranty on SunBlox® products.
- ✓ Ten-Year limited warranty on fiberglass and DHPL signage.
- ✓ Five-Year limited warranty on TuffForms® structures, including TuffCrete™ and PolyShield™.
- ✓ Five-Year limited warranty on nylon-covered cable net climbers and components.
- ✓ Five-Year limited warranty on GT Symphony Freenotes™ Harmony Park components.
- ✓ Five-Year limited warranty on Super Seats™.
- ✓ Three-Year limited warranty on Everybody Plays polyurea coated foam & rubber strips.
- ✓ Three-Year limited warranty on SaddleMates® rubber and “C”-springs.
- ✓ One-Year limited warranty on Challenge Course timing components.
- ✓ One-Year limited warranty on all other GameTime products.

All warranties specifically exclude damage caused by vandalism; negligence, improper installation or improper use; changes in appearance resulting from weathering; scratches, dents or marring as a result of use. Warranties are valid only if products are installed and maintained in accordance with GameTime instructions and use approved parts.

GTW200101 Page 1

- Lifetime limited warranty on PowerScape®, PrimeTime®, Xscape® & IONiX® and Modern City® uprights.
- Lifetime limited warranty on Tru-Loc® connections and upright bolt-through connections.
- Lifetime limited warranty on all hardware.
- Twenty-Year limited warranty on Timber Décor™ & Timbers recycled plastic lumber.
- Fifteen-Year limited warranty on metal decks, pipes, rungs, rails, loops, braces, and footbucks.
- Fifteen-Year limited warranty on rotationally-molded products.
- Ten-Year limited warranty on GTFit, THRIVE and Challenge Course posts & bars.
- Ten-Year limited warranty on site furnishings against structural failure.
- Ten-Year limited warranty on SunBlox® products.
- Ten-Year limited warranty on fiberglass and DHPL signage.
- Five-Year limited warranty on TuffForms® structures, including TuffCrete™ and PolyShield™.
- Five-Year limited warranty on nylon-covered cable net climbers and components.
- Five-Year limited warranty on GT Symphony Freenotes™ Harmony Park components.
- Five-Year limited warranty on Super Seats™.
- Three-Year limited warranty on Everybody Plays polyurea coated foam & rubber strips.
- Three-Year limited warranty on SaddleMates® rubber and “C”-springs.
- One-Year limited warranty on Challenge Course timing components.
- One-Year limited warranty on all other GameTime products.

For the purpose of this warranty, “lifetime” encompasses no specific term of years, but rather that seller warrants to its original customer for as long as the original customer owns the product and uses the product for its intended purpose that the product and all its parts will be free from defects in material and manufacturing workmanship.



WHY WE DO WHAT WE DO

Building a developmental experience for children is our passion.



PROJECT MANAGEMENT AND DESIGN EXPERTISE

GameTime conducts independent research studies, partnering with national institutes that specialize in play research. This research combined with our best-in-class design capabilities ensure the equipment is compliant, exciting, durable, beautiful, focused on the body, mind, imagination, and social skills of every child.

Our design consultant build a play space from GameTime's industry leading products to develop a playground that exceeds your expectations. Our team of experts is highly trained, experienced, and certified. We'll make sure your playground meets ADA, IPEMA, ASTM, and CPSI standards, while producing a fun and exciting system.

OUR LEADERSHIP

From simple play structures to full-scale parks, our agency has the experience, know-how, and team of professionals to bring it all together, seamlessly. Our turnkey project management capabilities combined with our exclusive GameTime installation team offers unsurpassed customer service, which mean your project will be completed correctly and on time, saving you money, time, resources, and headaches.

PLAY IS IMPORTANT

Play is where children develop lifelong social and interpersonal relationship skills such as:

- leading
- building friendships
- confidence
- acceptance of others
- making choices
- nurturing
- taking turns
- developing fitness habits
- resolving conflicts
- cooperation



AFTER YOU PLACE YOUR ORDER

What to expect in the schedule of events that take place after your order.



THE TIMELINE

Once your order is received, it is sent to the company headquarters in Fort Payne, Alabama.

You will receive a confirmation letter, confirming your order and the projected delivery date. If you have included installation in your order, an installer will also contact you before the order ships to confirm the details regarding

- site preparation requirements
- surfacing type and depth
- underground utility locations
- coordination with other trades
- accessibility to the site for delivery/installation.

Your order will ship via common carrier 24-45 days after its acceptance into the GameTime system. Depending on how far from Fort Payne, Alabama you are located, the order should arrive in 3-10 days after shipment.

Your freight carrier will contact you 24 hours in advance of the delivery. You will need 2-4 people to help you unload. Heavier items like the MegaRock® might require additional helpers.

Your equipment will arrive in large consolidated boxes. You may want to break them open on the truck and unload piece by piece for easier handling. Be sure to locate the box labeled "Installation Instructions Inside" and set it aside.

You will also want to make sure you have a secure location to store all your equipment until the installation day. Your driver will give you a bill of lading, documenting the number of boxes, as well as a listing of component number of the parts that you should have received. Before signing the receipt, you'll want to inventory the shipment and note any missing items on the bill of lading before the driver leaves.





A PLAYCORE Company

Color Options

Metal	
White	
Champagne	
Metallic	
Starlight	
Black	
Bronze	
Beige	
Brown	
Dark Green	
Green	
Light Green	
Spring Green	
Blue	
Sky Blue	
Periwinkle	
Royal Purple	
Burgundy	
Red	
Orange	
Butterscotch	
Yellow	

Plastic	
Champagne	
Beige	
Green	
Light Green	
Spring Green	
Dark Blue	
Blue	
Sky Blue	
Periwinkle	
Royal Purple	
Red	
Orange	
Yellow	



HDPE	
Dolphin Gray	
Black	
Beige	
Brown	
Green	
Spring Green	
Blue	
Sky Blue	
Purple	
Burgundy	
Red	
Orange	
Yellow	

2 Color HDPE	
White/Black	
Dolphin Gray/Black	
Black/White	
Beige/Green	
Brown/Beige	
Green/Beige	
Green/White	
Spring Green/White	
Blue/Beige	
Sky Blue /White	
Red/White	
Yellow /Black	

Shade	
Khaki	
Graphite	
Cloud	
Sand	
Evergreen	
Azure	
Aquamarine	
Tree Frog	
Deep Sea	
Sky	
Lilac	
Mesa	
Dandelion	



*Colors for VistaRope products only. All standard GameTime ropes are black



All colors are approximate. Contact your GameTime representative for color samples.

gametime.com | 800.235.2440

Natural Palettes

Photo Palette: Bayou



NEW!

Arctic



Uprights Metal Plastic HDPE Decks


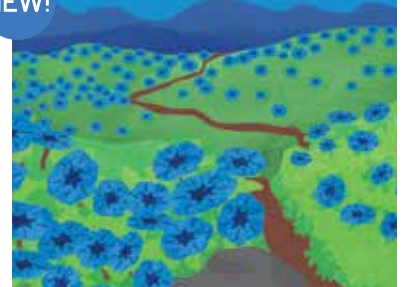
Bayou



Uprights Metal Plastic HDPE Decks

NEW!

Bloom



Uprights Metal Plastic HDPE Decks

Jungle



Uprights Metal Plastic HDPE Decks

Malibu



Uprights Metal Plastic HDPE Decks

Rainforest



Uprights Metal Plastic HDPE Decks



Contemporary Palettes

Photo Palette: Deep Space

NEW!

Avalon



Uprights Metal Plastic HDPE Decks

Deep Space



Uprights Metal Plastic HDPE Decks

Emerald



Uprights Metal Plastic HDPE Decks

Papaya



Uprights Metal Plastic HDPE Decks

NEW!

Whimsy



Uprights Metal Plastic HDPE Decks

Wisteria



Uprights Metal Plastic HDPE Decks

Primary Palettes

Photo Palette: Shine



Allegiance



Uprights Metal Plastic HDPE Decks

Jellybean



Uprights Metal Plastic HDPE Decks

Jovial



Uprights Metal Plastic HDPE Decks

Patriotic



Uprights Metal Plastic HDPE Decks

Shine



Uprights Metal Plastic HDPE Decks

NEW!

Sunrise



Uprights Metal Plastic HDPE Decks

DIRECT BOLT®

Direct Bolt connections are accurate, strong, and allow for quick assembly.



FASTER, EASIER INSTALLATION

What our play systems are shipped from our plant, they are ready to be bolted together on site. That means there is no need to measure, drill, or adjust the components in the field, reducing the time required to build the system and ensuring an accurate installation that is compliant with IPEMA and ASTM standards every time. We believe a play system's compliance should be determined by a computerized engineering at the factory, not a person on a job site with a tape measure.

Direct Bolt connections require much less hardware during installation and maintenance. Assembling a GameTime deck to four uprights only requires eight stainless steel bolts inserted into eight precision-drilled inserts. A typical clamp assembly requires thirty-two pieces of hardware that have to be measured, adjusted, and repeatedly aligned until the components are correctly assembled. That's four times the hardware, and four times the time, required to assemble a single deck.

OTHER BENEFITS OF DIRECT BOLT®

Direct Bolt connections are the same structural connection used in bridge, office buildings, and any major construction project where strength, stability, and accuracy are paramount. Direct Bolt connections using threaded insets provide a stronger connection than clamps. When it comes to children's playground equipment, nothing is more important.

Direct Bolt connections are more aesthetically pleasing. Instead of dozens of unsightly clamps attached all over your playground, GameTime play system maintain a sleek, clean design. Moreover, Direct Bolt connection eliminate climbing "footholds" that are endemic to clamp systems, preventing non-compliant and unsafe play behavior.

MAINTENANCE

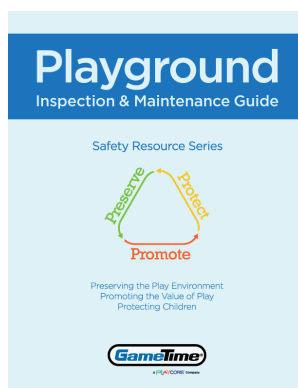
Our comprehensive guide will help you maintain your playground.



IMPORTANCE OF MAINTENANCE

Designing and building a GameTime playground is an important first step in creating play opportunities that enrich the lives of children and the community in which they live. Once the playground is open, however, it is equally important to perform regular inspections and maintenance to ensure your investment, and the benefits it represents, is protected.

The National Recreation and Parks Association's Certified Playground Safety Inspection Course estimates that nearly 40% of all playground injuries occur sure to improper or neglected maintenance. To help you create an inspection and maintenance program for your playground GameTime developed a comprehensive Playground Maintenance Guide to help you maintain and protect your playground.



CUSTOMIZED MAINTENANCE KIT

We provide a customized maintenance kit with every play system. Each kit includes:

- Touch up paint customized to your selected color palette to touch up nicks and scratches cause by wear and tear and/or vandalism
- Graffiti Remover designer to remove unwanted paint from plastic and metal without damaging the finish underneath
- Customized toolkit specifically for the bolts, fittings, and connections on your play system
- Instruction manual with easy-to-read assembly instructions for every component on your system

Center for Outreach, Research & Education



NATIONAL DEMONSTRATION SITE NETWORK

Recognizing Communities for Turning Research Into Practice



Turning **research** into **practice**.®

We believe high-quality recreation environments play a critical role in promoting community health. Research indicates that when stakeholders are engaged in the planning process, evidence-based design principles are implemented with the built environment, and supplemental programming is offered to further enhance user experiences, then positive outcomes occur.

PlayCore's Center for Outreach, Research, and Education (CORE) leads the National Demonstration Site Network as an important effort for raising national awareness and helping local communities share the positive impact they are making on community health and wellness. The initiative is also important for convening a network of community leaders committed to sharing insights, information, and reporting outcomes. National Demonstration Sites illustrate community vitality across a variety of influences, including social-emotional, environmental, health, community engagement, public services, and educational opportunities.

National Demonstration Sites (NDS) exemplify evidence-based best practices in design and implementation, support health-related initiatives, and provide meaningful ways for community stakeholders to gather data about the sites' impact on the community. There are five NDS programs that help communities turn research into practice in local park destinations. Choose to utilize one or a combination of NDS designations to thoughtfully support playful pathways, nature play, adult fitness, youth physical activity, and inclusion in outdoor play and recreation settings.



National Demonstration Site Benefits

High-quality play and recreation destinations are lasting evidence of a community's dedication to supporting health and wellness and providing meaningful outdoor environments that turn research into practice. Intentionally aligning to National Demonstration Site design criteria ensures that your community can maximize the value of your investment by implementing scholarly best practice research to activate meaningful play and recreation spaces.



Recognition & Advocacy

- Complimentary signage installed at your site to commend your leadership, create awareness, and fuel advocacy efforts
- A Marketing Tool Kit to promote your site to the public and maximize data collection engagement with visitors
- Recognition on the National Demonstration Site Map, an online resource to help others find meaningful play and recreation spaces in their community
- A PlayCore National Demonstration Site project of excellence award for display

Data Collection & Outcomes Sharing

- Participation in ongoing data collection and reporting to demonstrate community outcomes
- On-site signage with research QR Code directing visitors to share their experiences and report usage patterns

Network Engagement

- Opportunity to network, learn, and share outcomes across a growing number of National Demonstration Site communities and champions

Turn Research Into Practice — Become a National Demonstration Site

1 Design

Work with a local, National Demonstration Site trained representative to design your site to implement evidence-based design criteria.

2 Collaborate

Identify a Key Informant (the individual with the most knowledge of the project) to participate in outcomes sharing and network engagement.

3 Engage

Create positive attention through collaborative marketing and/or programming, and encourage community members to share their experiences using onsite data collection methods.



NDS Spotlight

The 15,000 square-foot Explore! playground in Hoover, AL was designed for people of all ages and abilities. Located at the popular Hoover Met Complex, the inclusive play destination features multisensory experiences, planting pockets, and custom themed play structures designed to meet the 7 Principles of Inclusive Playground Design. This destination is a stellar example of a project of excellence, meeting the National Demonstration Site design criteria for inclusion, nature integration, and youth physical activity.



JOIN THE MOVEMENT

The purpose of **Play On!** is to promote physical activity and fun through the use of thoughtfully designed outdoor play environments and creative playground learning activities. The Play On! program provides educators and recreation professionals evidence-based best practices to promote fitness and health — maximizing the value and potential of school and community playgrounds.

PlayCore is proud to partner with physical activity experts, SHAPE America, to provide a valid solution for intentionally increasing physical activity on playgrounds through six key elements of play to promote fitness. Play On! can be used to enhance recess, physical education, before/after school programs, special events, camps, and other programming efforts that focus on combating sedentary lifestyles and childhood obesity.

The Play On! Program contains 125 activities for grades PreK-5 that align with national physical education standards. The program includes assessment tools, equipment lists, playground funding opportunities, send-home family resources, and design best practices.

Play On! can become a vital component in efforts to strengthen, educate, and build healthier communities through play and recreation.


Best Practice Implementation:

- Incorporate six key elements of play that promote your physical activity — balancing, brachiating, climbing, spinning, sliding, and swinging.
- Provide a developmentally appropriate progression of skill opportunities through beginning, intermediate, and advanced elements.
- Design the layout of the space to encourage movement through running, chasing, and exploring.
- Program the environment utilizing Play On! learning activities and additional loose parts to encourage active play and social interaction.



It is critical to advocate for play initiatives, effectively communicate the developmental benefits of playgrounds, and demonstrate how investing in play can result in healthy outcomes."

- Russ Carson, PhD, Co-author of Play On!



Research & Programming
in partnership with:

